



The mission of OCFEC is...

**CELEBRATION OF ORANGE COUNTY'S
COMMUNITIES, INTERESTS, AGRICULTURE AND HERITAGE**
(with results justifying resources expended)

NOTICE OF MEETING

32ND District Agricultural Association
OCFEC Board of Directors
Thursday, June 22, 2017
9:00 a.m.

Administration Building
OC Fair & Event Center
88 Fair Drive
Costa Mesa, California

Board of Directors

Nick Berardino, Board Chair
Barbara Bagneris, Vice Chair

Gerardo Mouet, Member
Ashleigh Aitken, Member
Stanley Tkaczyk, Member

Douglas La Belle, Member
Sandra Cervantes, Member
Robert Ruiz, Member
Newton Pham, Member

Secretary-Treasurer

Kathy Kramer CFE, CMP
Chief Executive Officer, OCFEC

32nd DAA Counsel

Josh Caplan
Office of the California Attorney General

Those persons wishing to attend the meeting and who may require special accommodations pursuant to the provisions of the Americans with Disabilities Act are requested to contact the office of the 32nd District Agricultural Association (714) 708-1500, at least five working days prior to the meeting to insure the proper arrangements can be made.

At the discretion of the Board of Directors, all items appearing on this Agenda, whether or not expressly listed for action, may be deliberated and may be subject to action by the Board of Directors. The Board may convene to closed session pursuant to Government Code section 11126, subdivisions (a) and (e) to consider personnel evaluation and/or possible litigation. Items may not necessarily be taken up in the order shown on this Agenda. This agenda, and all notices required by the Bagley-Keene Open Meeting Act are available on the Internet at: www.ocfair.com

AGENDA

1. CALL TO ORDER

All matters noticed on this agenda, in any category, may be considered for action as listed. Any item not so noticed may not be considered. Items listed on this Agenda may be considered in any order, at the discretion of the chairperson.

2. THE MISSION OF OC FEC IS...

Celebration of Orange County's Communities, Interests, Agriculture and Heritage (with results justifying resources expended).

3. PLEDGE OF ALLEGIANCE

4. ROLL CALL (Policy 4.5.2.B)

5. CEO'S OPERATIONAL ANNOUNCEMENTS AND UPDATES

6. MATTERS OF PUBLIC COMMENT

Public comment is allowed on issues NOT on the current Agenda. However, no debate by the Board shall be permitted on such public comments, and no action will be taken on such public comment items at this time, as law requires formal public notice prior to any action on a docket item. Speakers are requested to sign in prior to the start of the meeting and are limited to three minutes.

Comments will be accepted on Agenda items during the meeting. Speakers wishing to address the Board on items on the agenda are requested to sign in prior to the start of the meeting and identify the agenda item(s) on which you desire to address the Board. Speakers are limited to three minutes.

7. MINUTES:

A. Board Meeting held May 25, 2017

Action Item

8. CONSENT CALENDAR: (Policy 4.3.4)

All matters listed under Consent Calendar are operational matters about which the Board has governing policies, implementation of which is delegated to the CEO. They will be enacted in one motion. There will be no discussion of these items prior to the time the Board of Directors votes on the motion, unless members of the board, staff or public request specific items to be discussed separately and/or removed from this section. Any member of the public who wishes to discuss Consent Calendar items should notify the Chair of the Board, at the time requested and be recognized by invitation of the Chair to address the Board.

- A.** Standard Agreements: SA-081-17FT; SA-083-17FT; SA-087-17GE; SA-140-17AS; SA-146-17PA; SA-147-17PA; SA-149-17PA; SA-150-17PA; SA-151-17PA; SA-152-17AS; SA-154-17PA; SA-161-17FT; SA-174-17SP; SA-176-17FT; SA-177-17FT; SA-178-17YR; SA-179-17FT; SA-180-17FT; SA-181-17FT; SA-182-

17PA; SA-183-17PA; SA-184-17PA; SA-185-17PA; SA-186-17PA; SA-187-17PA; SA-188-17PA; SA-189-17PA; SA-190-17PA; SA-191-17PA; SA-192-17PA; SA-193-17FT; SA-194-17GE; SA-195-17PA; SA-196-17SP; SA-197-17FT; SA-198-17PA; SA-199-17FT; SA-200-17SP; SA-201-16PA; SA-202-17FT; SA-203-17FT; SA-204-17PA; SA-205-17PA; SA-206-17PA; SA-207-17PA; SA-208-17PA; SA-209-17PA; SA-210-17PA

B. Amendments: SA-059-17FT (Amend. #1)

C. Rental Agreements: R-048-17; R-049-17; R-086-17; R-087-17; R-097-17; R-110-17; R-116-17; R-120-17; R-124-17; R-125-17; 126-17; R-127-17; R-132-17; R-133-17

D. Active Joint Powers Authority Agreements: None

E. Commercial Rental Agreements: 17002; 17008; 17015; 17030; 17042; 17048; 17060; 17074; 17090; 17091; 17098; 17101; 17105; 17122; 17137; 17172; 17185; 17190; 17191; 17192; 17193; 17210; 17219; 17227; 17228; 17234; 17239;

F. Concession Rental Agreements: 17579; 17595; 17596

G. Platinum Rental Agreements: 17714

H. Supplier Rental Agreements : 17661; 17662; 17663; 17664; 17665; 17666

I. Judging Agreements: HA-001-17; HA-002-17; HA-003-17; HA-004-17; HA-005-17; HA-006-17; HA-007-17; HA-008-17; HA-009-17; A -010-17; HA-011-17; HA-012-17; HA-013-17; HA-014-17; HA-015-17; HA-016-17; HA-017-17; HA-018-17; HA-019-17; HA-020-17; LS-008-17; LS-008-17; LS-010-17; LS-011-17; LS-021-17

J. Correspondence:

Communications to the Board from the public in response to Board discussion or to comments made before the Board are to be listed on the meeting agenda and included in the Board materials as an item of public disclosure.

i. none.

-End of Consent Calendar-

9. GOVERNANCE PROCESS

A. Committee / Task Force / Liaison Reports

Information Item

To assure compliance with the Bagley-Keene Act, Committee reports are only for the purpose of the Committee chair, Task Force members or Liaison to

provide a verbal update. Should the Board want to discuss any Committee work item not already on the agenda; those would need to be agendized for a future Board meeting.

- i. Centennial Farm Foundation Board (Director Cervantes)
- ii. Heroes Hall Veterans Foundation Board (Chair Berardino, Director La Belle)
- iii. Financial Monitoring Committee (Vice Chair Bagneris, Director Pham)
- iv. Workers Memorial Task Force (Chair Berardino, Director Aitken)
- v. 2017 OC Fair City Liaison Committee (Director La Belle, Director Cervantes)
- vi. Legislative Monitoring Task Force (Chair Berardino, Director Aitken)
- vii. Master Site Plan Task Force (Director La Belle, Director Ruiz)
- viii. Tenant Liaison Committee (Director Tkaczyk, Chair Berardino)
- ix. Consumer Initiatives Task Force (Director Tkaczyk, Vice Chair Bagneris)
- x. Agricultural Committee (Director Mouet, Director Cervantes)
- xi. Equestrian Center Task Force (Director Aitken, Director Tkaczyk)

B. Discussion to Establish Board Policy for Defining Terms of Service Agreement Contracts

Action Item

C. What's new at the 2017 OC Fair

Information Item

D. Review and Approve Board of Directors Governing Policy 2.9.3.A Pertaining to the Annual OC Fair

Action Item

E. Sponsorship Update on Educational Programs (Heroes Hall, Centennial Farm and Imaginology)

Information Item

10. CLOSED SESSION (Closed to the Public)

A. Pending Litigation – The Board will meet in closed session to consult with legal counsel regarding the following pending litigation. [Gov. Code section 11126(e).]

- i. To confer with and receive advice from legal counsel regarding potential litigation involving the 32nd District Agricultural Association. Based on existing facts and circumstances, the Board of Directors will decide whether to initiate litigation. (Govt. Code, § 11126, subd. (e).)
- ii. To confer with and receive advice from legal counsel regarding potential litigation involving the 32nd District Agricultural Association. Based on existing facts and circumstances, there is significant exposure to litigation

against the 32nd District Agricultural Association. (Govt. Code, § 11126, subd. (e).)

B. Personnel: The Board will meet in closed session to consider the evaluation of performance of the General Manager / CEO. [Gov. Code, § 11126, subd. (a).]

11. BOARD OF DIRECTORS MATTERS OF INFORMATION

12. NEXT BOARD MEETING: AUGUST 24, 2017

13. ADJOURNMENT

Respectfully submitted,

A handwritten signature in black ink that reads "Kathy Kramer". The signature is written in a cursive style with a large, sweeping flourish at the end.

Kathy Kramer CFE, CMP
Secretary-Treasurer
Chief Executive Officer, OCFEC

Date of notice: 4:00 p.m. June 12, 2017



The following financial reports as of May 31, 2017 are enclosed for your reference.

Income Statement

Through May 2017, year-to-date Net Proceeds are \$(4.3M). This is favorable to the budget of \$(5.9M) by \$1.6M.

Year-to-date Total Revenue of \$4.26M is unfavorable to budget of \$4.29M by \$27k. For the month, the Night Market and Speedway events saw increases of 37% and 13%, respectively, over prior year.

Total year-to-date Operating Expenses of \$7.0M are favorable to budget of \$8.3M by \$1.3M. Positive variances are primarily Labor/Benefits/Taxes. Maintenance, Major Projects, Professional Services and Marketing expense trended closer to budget as preparation for the 2017 OC Fair accelerated.


Balance Sheet

For May 2017 Accounts Receivable are \$2.4M vs. \$1.5M in prior year. This increase is due to the earlier processing of Fair Exhibitor and Vendor invoices. Cash increased as payments were collected, per contract. Deferred Revenue increased by \$1.M over prior year as these monies were collected. These funds will be reclassified as Revenue per State and GAAP guidelines, at completion of the 2017 OC Fair.

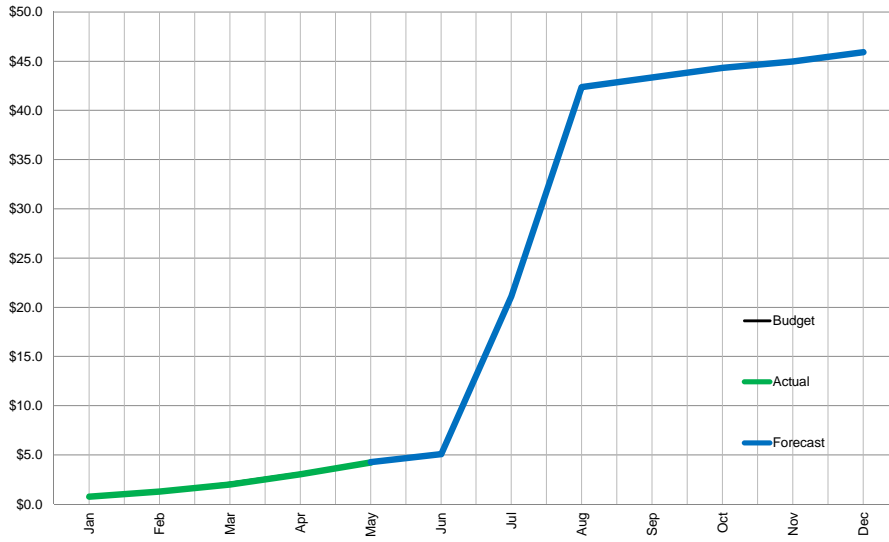
Statement of Cash Flows

As of May 30, 2017, OCFEC's cash on hand is \$38.5M. Prior year was \$34.8M. This is a year over year increase of \$3.7M from May 2016. Year-to-date 2017 Sources of Cash are primarily Depreciation of \$1.3M. Year-to-date uses of Cash are primarily Capital Improvements of \$2.7M. These projects include \$1.5M towards the Arlington Ave. Bio-Swale, \$260k for the Agricultural Workers Memorial, Heroes Hall Museum and other capital projects as noted.

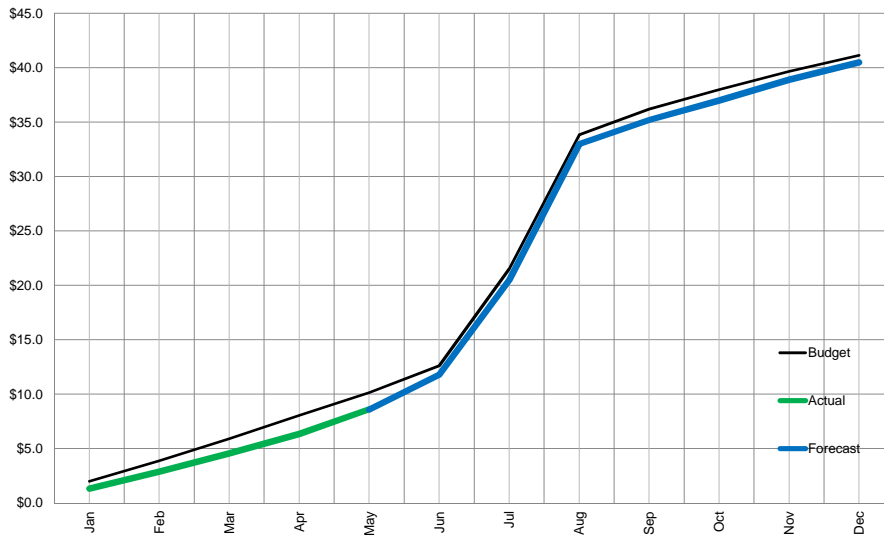
32nd DAA
OC Fair & Event Center
Year to Date
Business Unit Financial Results
As of May 31, 2017

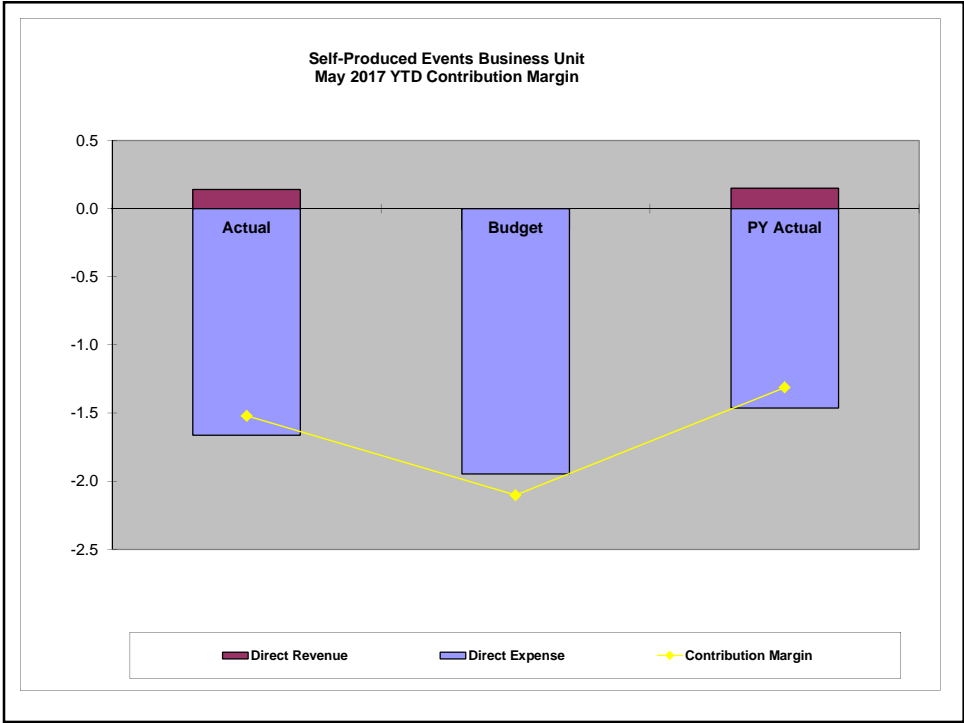


May 2017 YTD Revenue Performance



May 2017 YTD Expense Performance

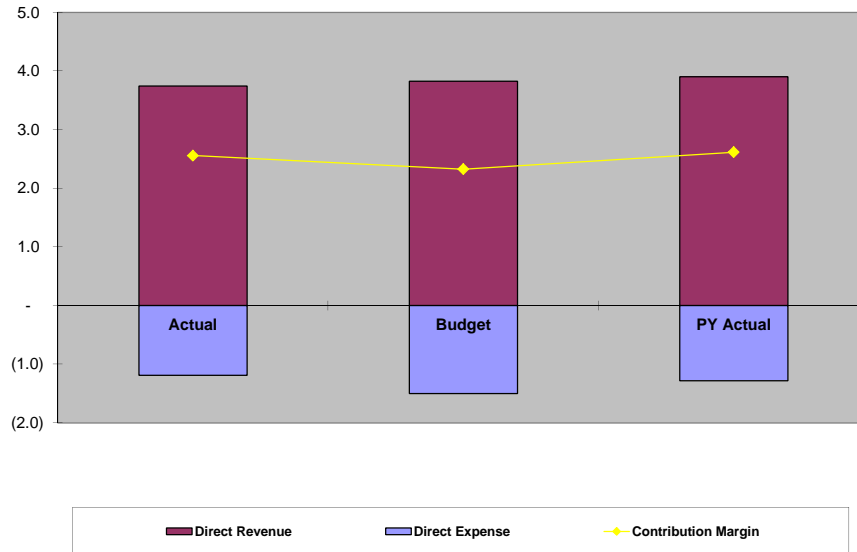




**Self-Produced Events Business Unit
Contribution Margin Statement
Year to Date as of May, 2017**

	2017 Year to Date		2017 Year to Date		2016 Year to Date		2017 Full Year	
	Actual	%	Budget	%	Actual	%	Budget	
Admissions	0.0	0.0%	0.0	0.1%	0.0	0.0%		\$9.1
Concessions	0.0	0.1%	0.0	0.0%	0.0	0.0%		7.8
Carnival	0.0	0.0%	0.0	0.0%	0.0	0.0%		3.9
Sponsorships	0.0	0.7%	0.0	0.3%	0.0	1.9%		1.9
Commercial Space	0.0	0.1%	0.0	0.3%	0.0	0.3%		1.4
Parking	0.0	0.0%	0.0	0.0%	0.0	0.0%		2.4
Other Revenue	0.1	11.4%	0.1	12.5%	0.1	10.3%		1.1
Total Direct Revenue	\$0.1	0.5%	\$0.2	0.6%	\$0.2	0.6%		\$27.4
Payroll/Related	1.0	17.7%	1.1	19.5%	0.8	14.9%		5.7
Outside Services	0.3	12.6%	0.5	16.7%	0.3	11.8%		2.8
Marketing/Related	0.1	5.7%	0.1	7.2%	0.1	6.4%		1.6
Supplies/Equipment/Rentals	0.2	6.0%	0.2	7.2%	0.1	5.4%		2.6
Attractions	0.0	1.8%	0.0	1.5%	0.0	1.4%		1.1
Other Expense	0.0	1.9%	0.1	2.8%	0.0	1.6%		1.9
Total Direct Expense	\$1.7	10.6%	\$1.9	12.4%	\$1.5	9.3%		\$15.7
Contribution to Overhead and CapEx	(\$1.5)	-13.0%	(\$1.8)	-15.3%	(\$1.3)	-11.2%		\$11.7

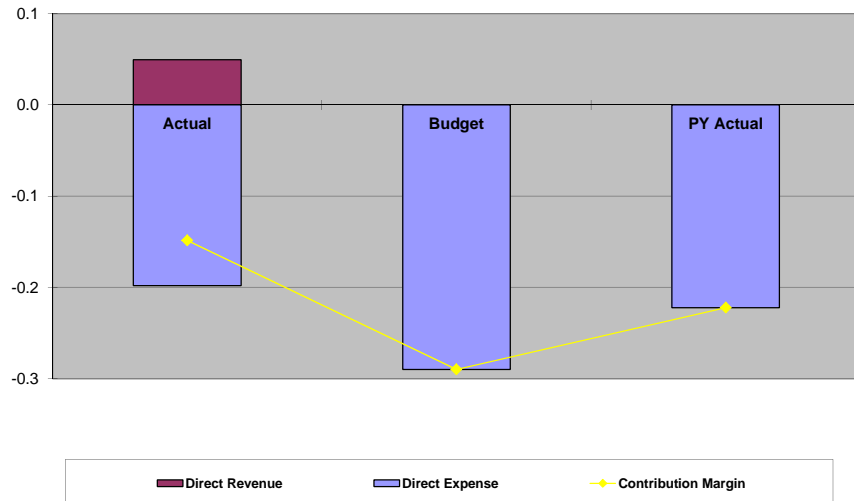
**Year-Round Events Business Unit
May 2017 YTD Contribution Margin**



**Year-Round Events Business Unit
Contribution Margin Statement
Year to Date as of May, 2017**


	2017 Year to Date		2017 Year to Date		2016 % FY Year to Date		2017 Full Year	
	Actual	%	Budget	%	Actual	%	Budget	
Rental of Facilities	1.3	36%	1.5	40%	1.4	39%	3.7	
Personnel Services	0.6	44%	0.7	45%	0.7	48%	1.4	
Concessions	0.5	43%	0.4	40%	0.5	42%	1.1	
Equipment Rentals	0.3	41%	0.3	43%	0.3	47%	0.7	
Admissions/Parking	1.0	50%	1.0	46%	1.0	47%	2.1	
Other Revenue	0.0	44%	0.0	42%	0.0	49%	0.0	
Total Direct Revenue	\$3.7	42%	\$3.8	42%	\$3.9	43%	\$9.0	
Payroll/Related	0.8	35%	0.9	41%	0.8	37%	2.2	
Outside Services	0.1	40%	0.2	64%	0.1	45%	0.3	
Supplies/Equipment/Rentals	0.0	27%	0.1	61%	0.0	34%	0.1	
Facility/Related	0.2	41%	0.3	50%	0.2	39%	0.5	
Marketing/Related	0.0	27%	0.0	36%	0.1	46%	0.1	
Other Expense	0.0	33%	0.0	52%	0.0	59%	0.1	
Total Direct Expense	\$1.2	36%	\$1.5	45%	\$1.3	39%	\$3.3	
Contribution to Overhead and CapEx	\$2.6	45%	\$2.3	41%	\$2.6	46%	\$5.7	

**Pacific Amphitheatre Business Unit
May 2017 YTD Contribution Margin**



**Pacific Amphitheatre Business Unit
Contribution Margin Statement
Year to Date as of May, 2017**

	2017 Year to Date		2017 Year to Date		2016 Year to Date		2017 Full Year	
	Actual	%	Budget	%	Actual	%	Budget	
Ticket Sales	0.0	1%	0.0	0%	0.0	0%	6.5	
Facility Fee	0.0	0%	0.0	0%	0.0	0%	0.9	
Concessions	0.0	0%	0.0	0%	0.0	0%	0.7	
Parking	0.0	0%	0.0	0%	0.0	0%	0.7	
Sponsorship	0.0	0%	0.0	0%	0.0	0%	0.0	
Other Revenue	0.0	0%	0.0	0%	0.0	0%	0.1	
Total Direct Revenue	\$0.0	1%	\$0.0	0%	\$0.0	0%	\$ 8.9	
Performers' Fees	0.0	0%	0.0	0%	0.0	0%	4.1	
Outside Services	0.1	8%	0.1	7%	0.1	7%	1.0	
Marketing/Related	0.1	32%	0.2	68%	0.1	48%	0.3	
Supplies/Equipment/Rentals	0.0	0%	0.0	1%	0.0	0%	0.4	
Payroll/Related	0.0	0%	0.0	0%	0.0	0%	0.1	
Other Expense	0.0	11%	0.0	6%	0.0	2%	0.2	
Total Direct Expense	\$0.2	3%	\$0.3	5%	\$0.2	4%	6.2	
Contribution to Overhead and CapEx	(\$0.1)	-6%	(\$0.3)	-11%	(\$0.2)	-8%	\$2.7	



Support Services Business Unit Net Overhead Summary Year to Date as of May, 2017

	2017 Year to Date		2017 Year to Date		2016 Year to Date		2017 Full Year
	Actual	%	Budget	%	Actual	%	Budget
Interest	0.1	71%	0.1	41%	0.1	43%	0.1
Facility Rentals	0.1	40%	0.1	46%	0.0	27%	0.1
Other Revenue	0.1	51%	0.1	46%	0.1	26%	0.2
Total Revenue	\$0.3	53%	\$0.2	0%	\$0.2	0%	\$0.5
Payroll/Related	2.7	36%	3.0	40%	2.6	34%	7.4
Facility/Related	0.5	27%	0.6	31%	0.5	25%	2.0
Supplies/Telephone/Postage	0.4	44%	0.4	47%	0.3	40%	0.8
Outside Services	0.2	43%	0.3	59%	0.2	40%	0.4
Insurance	0.1	24%	0.2	58%	0.2	57%	0.4
Other Expense	0.1	25%	0.1	26%	0.1	15%	0.5
Total Expense	\$4.0	34%	\$4.6	0%	\$3.9	0%	\$11.6
Net Overhead	(\$3.7)	33%	(\$4.4)	40%	(\$3.7)	33%	(\$11.1)
Non-Cash Expenses:							
Depreciation Expense	\$1.4	44%	\$1.3	0%	\$1.2	0%	\$3.1
Total Non-Cash Expense	\$1.4	44%	\$1.3	0%	\$1.2	0%	\$3.1

**32nd D A A - OC Fair & Event Center
Balance Sheet (Unaudited)
May 31, 2017 and 2016**

	2017	2016
Assets		
Cash	\$ 5,529,262	\$ 3,972,009
Investments	32,995,435	30,787,388
Accounts Receivable	2,397,257	1,508,317
Reserve for Bad Debt	(19,379)	(18,283)
Notes Receivable	-	-
Prepaid Expenses	497,219	442,386
Deferred Outflows - Pension	2,061,693	1,836,449
Total Assets	43,461,487	38,528,266
Capital Projects in Process	6,776,960	3,386,532
Land	133,553	133,553
Buildings and Improvements	87,730,419	84,743,350
Equipment	7,340,068	6,826,183
Accumulated Depreciation	(49,077,315)	(45,729,197)
Total Capital	52,903,685	49,360,421
Total Assets	\$ 96,365,172	\$ 87,888,687
Liabilities		
Accounts Payable	860,497	1,300,812
Deferred Revenue	9,495,598	8,041,836
Payroll Liabilities	391,384	281,785
Deposits	10,000	10,001
Other Liabilities	436,674	436,674
Compensated Absences Liability	936,362	935,843
Deferred Inflows - Pension	437,969	2,382,651
Pension Liability	14,175,597	12,065,216
Total Liabilities	26,744,081	25,454,818
Net Resources		
Investment in Capital Assets	52,903,685	49,360,421
Net Resources - Designated Use	859,341	859,341
Net Resources - Available for Operations	32,742,307	28,710,615
Unrestricted Net Position - Pension	(12,551,873)	(12,611,418)
Net Resources - Auction Fund	13,502	13,921
	73,966,962	66,332,880
Net Proceeds from Operations	(4,345,871)	(3,899,011)
Total Net Resources	69,621,091	62,433,869
Total Liabilities and Net Resources	\$ 96,365,172	\$ 87,888,687

32nd D A A - OC Fair & Event Center
Statement of Operations - Detailed (Unaudited)
For the Five Months Ended May 31, 2017 and 2016

	2017 Year to Date Amount	Budget Year to Date Amount	Budget Variance	%	2016 Year to Date Amount	Year over Year Variance	%	Full 2017 Budget
OCFEC-PRODUCED EVENT REVENUE								
ADMISSIONS TO GROUNDS								
Gate Admissions	\$ -	\$ -	\$ -	0%	\$ -	\$ -	0%	\$ 7,971,730
Advance Admissions	-	10,000	(10,000)	-100%	-	-	0%	3,306,678
Subtotal	-	10,000	(10,000)	-100%	-	-	0%	11,278,408
COMMERCIAL SPACE RENTALS	1,696	3,500	(1,804)	-52%	3,560	(1,864)	-52%	1,357,800
CARNIVAL & CONCESSIONS								
Carnival	-	-	-	0%	-	-	0%	3,900,000
Concessions	3,958	2,000	1,958	98%	-	3,958	0%	8,430,861
Subtotal	3,958	2,000	1,958	98%	-	3,958	0%	12,330,861
EXHIBITS REVENUE								
Entry Fees	57,196	58,462	(1,266)	-2%	55,212	1,984	4%	69,563
Donations/Awards	-	700	(700)	-100%	1,250	(1,250)	-100%	5,160
Sales	3,834	26,473	(22,639)	-86%	1,606	2,228	139%	42,494
Subtotal	61,030	85,635	(24,605)	-29%	58,068	2,962	5%	117,217
ATTRACTIONS REVENUE	52,420	-	52,420	0%	-	52,420	0%	5,608,165
MISC OCFEC-PRODUCED EVENT REVENUE								
Parking	-	-	-	0%	-	-	0%	2,929,381
Sponsorships	13,100	5,000	8,100	162%	36,606	(23,506)	-64%	1,949,745
Livestock Auction Receipts	-	-	-	0%	-	-	0%	320,663
Camping	-	690	(690)	-100%	690	(690)	-100%	91,780
Exhibitor Fees	-	-	-	0%	2,850	(2,850)	-100%	28,300
Miscellaneous Other Self Produced Revenue	66,667	105,400	(38,733)	-37%	100,000	(33,333)	-33%	155,400
Subtotal	79,767	111,090	(31,323)	-28%	140,146	(60,380)	-43%	5,475,268
TOTAL OCFEC-PRODUCED EVENT REVENUE	198,871	212,225	(13,354)	-6%	201,774	(2,903)	-1%	36,167,719
RENTAL REVENUE								
RENTAL OF FACILITIES								
Facility Rental Fees	-	-	-	0%	-	-	0%	145,000
Grounds Wide Rentals	64,375	38,100	26,275	69%	38,100	26,275	69%	43,100
Building 10	135,500	125,000	10,500	8%	129,986	5,514	4%	315,500
Building 12	44,700	78,300	(33,600)	-43%	74,515	(29,815)	-40%	174,100
Building 14	47,180	35,000	12,180	35%	33,750	13,430	40%	109,000
Building 16	18,900	26,300	(7,400)	-28%	25,000	(6,100)	-24%	108,600
The Hangar	73,000	132,000	(59,000)	-45%	139,900	(66,900)	-48%	313,400
Parade of Products	23,425	29,900	(6,475)	-22%	28,263	(4,838)	-17%	101,400
Breezeway	12,443	12,300	143	1%	9,000	3,443	38%	73,300
Wine Courtyard	-	1,900	(1,900)	-100%	1,775	(1,775)	-100%	5,400
Silo Building	1,710	2,200	(490)	-22%	2,500	(790)	-32%	2,800
Millennium Barn	950	1,800	(850)	-47%	2,700	(1,750)	-65%	3,600
Little Theater	3,625	3,400	225	7%	4,908	(1,283)	-26%	6,700
Baja Blues Restaurant	2,625	4,400	(1,775)	-40%	5,600	(2,975)	-53%	5,900
Livestock Office	-	-	-	0%	4,700	(4,700)	-100%	-
Parking Lot	767,710	842,225	(74,516)	-9%	797,376	(29,667)	-4%	2,004,100
Lawns	2,600	1,400	1,200	86%	1,250	1,350	108%	11,400
Event Camping	20,795	17,800	2,995	17%	7,560	13,235	175%	56,300
Festival Grounds	450	16,800	(16,350)	-97%	16,500	(16,050)	-97%	36,800
Mall	5,200	11,600	(6,400)	-55%	11,250	(6,050)	-54%	45,200
Grandstand Arena	2,550	13,200	(10,650)	-81%	13,000	(10,450)	-80%	28,200
Trailer Rallies	1,300	1,000	300	30%	1,060	240	23%	1,700
Individual Camping	48,215	42,400	5,815	14%	42,385	5,830	14%	60,400
Pacific Amphitheater	34,975	31,400	3,575	11%	44,150	(9,175)	-21%	35,100
Subtotal	1,312,227	1,468,425	(156,198)	-11%	1,435,227	(123,000)	-9%	3,687,000
OTHER RENTAL EVENT REVENUES								
Interim Admissions	104,623	123,000	(18,377)	-15%	89,600	15,022	17%	273,900
Interim Parking	959,850	865,600	94,250	11%	910,874	48,976	5%	1,988,329
Revenue from Personnel Services	644,724	651,300	(6,576)	-1%	695,377	(50,653)	-7%	1,442,600
Equipment Rentals	276,984	294,800	(17,816)	-6%	318,250	(41,267)	-13%	770,400
Year-Round Concessions	363,730	308,400	55,330	18%	328,892	34,838	11%	854,000
Outside Caterers	97,794	121,100	(23,306)	-19%	126,507	(28,713)	-23%	220,500
Outdoor Signs	20,000	20,100	(100)	0%	19,550	450	2%	48,370
Subtotal	2,467,705	2,384,300	83,405	3%	2,489,051	(21,346)	-1%	5,598,099
EQUESTRIAN CENTER REVENUES								
Stall Rentals	58,105	67,767	(9,662)	-14%	39,608	18,497	47%	146,587
Subtotal	58,105	67,767	(9,662)	-14%	39,608	18,497	47%	146,587
OTHER OPERATING REVENUES								
Discounts Earned	5,680	5,000	680	14%	10,167	(4,487)	-44%	24,000
Miscellaneous	21,417	25,236	(3,819)	-15%	47,364	(25,947)	-55%	95,761

**32nd D A A - OC Fair & Event Center
Statement of Operations - Detailed (Unaudited)
For the Five Months Ended May 31, 2017 and 2016**

	2017 Year to Date Amount	Budget Year to Date Amount	Budget Variance	%	2016 Year to Date Amount	Year over Year Variance	%	Full 2017 Budget
Subtotal	27,097	30,236	(3,139)	-10%	57,531	(30,434)	-53%	119,761
TOTAL RENTAL REVENUE	3,865,134	3,950,728	(85,594)	-2%	4,021,417	(156,283)	-4%	9,551,447
TOTAL OPERATING REVENUE	4,064,005	4,162,953	(98,948)	-2%	4,223,191	(159,187)	-4%	45,719,165
NON-OPERATING REVENUE								
Interest Earnings	101,729	58,000	43,729	75%	61,948	39,781	64%	143,000
Grants	78,804	70,308	8,496	12%	2,256	76,548	3393%	95,308
Other Non-Operating Revenue	3,444	-	3,444	0%	-	3,444	0%	-
Prior Year Revenue	16,021	-	16,021	0%	2,191	13,830	631%	-
TOTAL NON-OPERATING REVENUE	199,997	128,308	71,688	56%	66,395	133,602	201%	238,308
TOTAL REVENUE	4,264,001	4,291,261	(27,260)	-1%	4,289,586	(25,584)	-1%	45,957,473
OPERATING EXPENSES								
Payroll and Related:								
Salaries/Wages - Permanents	2,310,533	2,482,163	171,630	7%	2,082,410	(228,123)	-11%	5,994,323
Salaries/Wages - Overtime	21,941	14,743	(7,198)	-49%	18,217	(3,724)	-20%	68,660
Salaries/Wages - Temporaries	683,027	839,958	156,931	19%	802,731	119,705	15%	5,055,935
Employee Benefits	1,394,978	1,586,071	191,093	12%	1,281,061	(113,918)	-9%	4,169,876
Travel Expense	37,741	65,710	27,970	43%	23,528	(14,213)	-60%	116,505
Training and Recruiting Expense	29,802	42,794	12,992	30%	23,051	(6,751)	-29%	109,341
Subtotal	4,478,021	5,031,440	553,418	11%	4,230,997	(247,024)	-6%	15,514,640
Professional Services:								
Professional Services	726,407	969,890	243,483	25%	697,295	(29,112)	-4%	4,500,000
Judges	3,713	10,390	6,677	64%	5,520	1,806	33%	29,993
Subtotal	730,120	980,280	250,160	26%	702,814	(27,306)	-4%	4,529,993
Directors Expense:								
Directors Expense	4,444	1,000	(3,444)	-344%	164	(4,280)	-2612%	7,000
Directors Mtg Expense	6,705	5,000	(1,705)	-34%	4,730	(1,975)	-42%	12,000
Subtotal	11,148	6,000	(5,148)	-86%	4,894	(6,254)	-128%	19,000
Insurance Expense	97,049	232,703	135,654	58%	226,627	129,578	57%	406,053
Telephone & Postage	68,060	75,571	7,511	10%	71,857	3,797	5%	185,646
Supplies and Equipment:								
Office Supplies	48,548	48,010	(538)	-1%	45,385	(3,163)	-7%	158,010
Signs/Banners	15,348	26,468	11,121	42%	9,044	(6,304)	-70%	130,436
Decorations/Props	38,235	31,472	(6,763)	-21%	17,767	(20,469)	-115%	225,247
Small Equipment	20,150	25,608	5,458	21%	24,115	3,966	16%	38,552
Audio Visual	19,216	21,160	1,944	9%	7,980	(11,237)	-141%	43,560
Software	28,134	41,335	13,201	32%	55,285	27,151	49%	55,691
Computer Hardware & Peripherals	25,102	32,355	7,253	22%	21,080	(4,023)	-19%	40,455
Farm	18,355	22,448	4,092	18%	18,967	612	3%	81,748
Ticketing/Wristbands	12,551	34,305	21,754	63%	26,691	14,140	53%	53,232
Equipment Rental	115,335	132,567	17,232	13%	94,144	(21,192)	-23%	2,628,389
Equipment Maintenance & Supplies	99,073	105,400	6,327	6%	84,377	(14,696)	-17%	208,491
Uniforms & Laundry	26,779	29,650	2,871	10%	16,114	(10,666)	-66%	89,654
Subtotal	466,827	550,778	83,951	15%	420,948	(45,879)	-11%	3,753,465
Facility and Related:								
Maintenance of Buildings/Grounds	130,387	96,235	(34,152)	-35%	77,878	(52,509)	-67%	275,196
Utilities	255,067	323,845	68,778	21%	280,296	25,230	9%	1,352,814
Trash/Waste Removal	256,682	308,652	51,970	17%	233,164	(23,518)	-10%	1,587,355
Rental of Facilities	-	600	600	100%	-	-	0%	1,000
Special Repairs	137,946	156,850	18,904	12%	127,985	(9,961)	-8%	615,700
Subtotal	780,081	886,182	106,101	12%	719,323	(60,758)	-8%	3,832,065
Publicity and Related:								
Photography	1,025	12,800	11,775	92%	6,552	5,527	84%	24,139
Contests	-	7,000	7,000	100%	5,691	5,691	100%	7,400
Printing	44,428	35,358	(9,070)	-26%	23,014	(21,414)	-93%	64,680
Advertising - Outdoor	3,000	4,100	1,100	27%	-	(3,000)	0%	214,250
Advertising - Radio	75,516	160,500	84,984	53%	119,740	44,224	37%	371,750
Advertising - TV	-	-	-	0%	-	-	0%	500,000
Advertising - Print	13,963	10,164	(3,799)	-37%	1,405	(12,558)	-894%	132,914
Advertising - Online	13,040	56,299	43,260	77%	33,748	20,708	61%	324,624
Promotional Expense	40,389	50,083	9,694	19%	47,129	6,740	14%	117,835
Brochure Printing	-	2,500	2,500	100%	-	-	0%	57,450
Buttons Printing	4,916	2,999	(1,916)	-64%	-	(4,916)	0%	10,780
Media Relations	993	7,743	6,750	87%	2,187	1,193	55%	10,800

32nd D A A - OC Fair & Event Center
Statement of Operations - Detailed (Unaudited)
For the Five Months Ended May 31, 2017 and 2016

	2017 Year to Date Amount	Budget Year to Date Amount	Budget Variance	%	2016 Year to Date Amount	Year over Year Variance	%	Full 2017 Budget
Public Relations Expense	11,134	21,069	9,935	47%	14,807	3,673	25%	109,174
Design & Production	-	8,100	8,100	100%	-	-	0%	16,200
Sponsorships	45,278	72,800	27,522	38%	69,581	24,303	35%	334,265
Special Projects	1,762	3,250	1,488	46%	3	(1,759)	-68191%	6,250
Subtotal	255,444	454,765	199,321	44%	323,854	68,410	21%	2,302,511
Self-Produced Events Attractions Expense:								
Arena/Hangar Acts	-	-	-	0%	-	-	0%	583,663
Grounds Acts	20,398	17,000	(3,398)	-20%	16,200	(4,198)	-26%	586,400
Major Acts	-	-	-	0%	-	-	0%	4,000,000
Attractions Hospitality	-	-	-	0%	-	-	0%	119,238
Subtotal	20,398	17,000	(3,398)	-20%	16,200	(4,198)	-26%	5,289,300
Other Self-Produced Event Expense:				0%			0%	
Competition Handbook	1,246	2,100	854	41%	2,093	847	40%	2,100
Jr. Livestock Auction Costs	-	540	540	100%	540	540	100%	299,842
Subtotal	1,246	2,640	1,394	53%	2,634	1,388	53%	301,942
Premium Expense:								
Cash Premiums	1,540	1,500	(40)	-3%	1,440	(100)	-7%	89,000
Trophies, Ribbons	9,745	2,600	(7,145)	-275%	2,592	(7,153)	-276%	22,752
Subtotal	11,285	4,100	(7,185)	-175%	4,032	(7,253)	-180%	111,752
Other Operating Expenses:								
Cash Shortages/(Overages)	433	971	538	55%	(886)	(1,318)	149%	14,468
Dues & Subscriptions	32,316	52,276	19,959	38%	27,337	(4,979)	-18%	82,798
Bank Charges	46,560	54,365	7,805	14%	49,104	2,544	5%	386,927
Miscellaneous Expense	19,236	11,225	(8,011)	-71%	14,564	(4,672)	-32%	167,072
Subtotal	98,545	118,837	20,292	17%	90,119	(8,426)	-9%	651,266
TOTAL OPERATING EXPENSE	7,018,225	8,360,296	1,342,071	16%	6,814,299	(203,925)	-3%	36,897,631
Non-Operating Expenses								
Depreciation Expense	1,359,465	1,291,665	(67,800)	-5%	1,173,028	(186,437)	-16%	3,099,996
Major Projects	209,973	255,734	45,761	18%	175,461	(34,512)	-20%	260,004
* Pension Expense - GASB 68	-	375,000	375,000	100%	-	-	0%	900,000
Prior Year Expense	22,210	-	(22,210)	0%	25,809	3,599	14%	-
TOTAL NON-OPERATING EXPENSE	1,591,648	1,922,399	330,751	17%	1,374,297	(217,351)	-16%	4,260,000
TOTAL EXPENSES	8,609,872	10,282,695	1,672,822	16%	8,188,596	(421,276)	-5%	41,157,631
NET PROCEEDS	\$ (4,345,871)	\$ (5,991,434)	\$ 1,645,562	27%	\$ (3,899,011)	\$ (446,860)	-11%	\$ 4,799,842

**32nd District Agricultural Association
OC Fair & Event Center
Costa Mesa, CA**

**Statement of Cash Flows (Unaudited)
For the Five Months Ended May 31, 2017 and 2016**

	<u>2017</u>	<u>2016</u>
CASH FLOWS FROM OPERATING ACTIVITIES		
Excess of Expenses Over Revenues	\$ (4,345,871)	\$ (3,899,011)
Adjustment to Reconcile Excess of Revenue Over Expenses to Net Cash Provided by Operating Activities:		
Non-Cash Charges (Credits) to Net Income		
Depreciation Expense	1,359,465	1,173,028
(Increase) Decrease in Assets		
(Increase) Decrease in Accounts Receivable	(2,066,231)	(1,209,273)
(Increase) Decrease in Notes Receivable	0	253,158
(Increase) Decrease in Deferred Expenses	(452,361)	(422,803)
Increase (Decrease) in Liabilities		
Increase (Decrease) in Accounts Payable	(216,314)	692,247
Increase (Decrease) in Deferred Revenue	8,749,191	7,829,477
Increase (Decrease) in Payroll Liabilities	(5,784)	(86,304)
Increase (Decrease) in Deposits	5,000	(20,126)
Total Adjustments	<u>7,372,966</u>	<u>8,209,404</u>
Net Cash Provided (Used) by Operating Activities	<u>3,027,095</u>	<u>4,310,393</u>
CASH FLOWS FROM INVESTING ACTIVITIES		
(Increase) Decrease in Capital Projects in Progress	(2,730,999)	(3,119,655)
(Increase) Decrease in Building & Improvements	<u>21,614</u>	<u>(8,861)</u>
Net Cash Provided (Used) by Investing Activities	<u>(2,709,385)</u>	<u>(3,128,516)</u>
CASH FLOWS FROM FINANCING ACTIVITIES		
Net Cash Provided (Used) by Financing Activities	<u>0</u>	<u>0</u>
NET INCREASE (DECREASE) IN CASH	317,710	1,181,877
Cash and Cash Equivalent - Beginning of Year	<u>38,206,988</u>	<u>33,577,520</u>
Cash and Cash Equivalent - End of Period	<u><u>\$ 38,524,698</u></u>	<u><u>\$ 34,759,397</u></u>

32nd DAA - OC Fair & Event Center
Capital Expenditures & Major Projects Spending (Unaudited)
For the Five Months Ended May 31, 2017

Description	2017 Budget	2017 Spent	2017 Remaining
Buildings and Improvements			
AG Memorial - c/o 2016	\$46,199	\$46,199	\$0
Heroes Hall	0	446,354	(446,354)
Bldg 14: Roof - c/o 2016	50,000	0	50,000
Cent Farm: Pipe Corral - c/o 2016	80,000	0	80,000
Landscape Layout Redesign	0	11,953	(11,953)
Parking Lot: LED Conversion - c/o 2016	102,775	0	102,775
Plaza Pacific:Lobby Doors - c/o 2016	6,114	7,997	(1,883)
Pacific Pacific: Turf	0	7,025	(7,025)
Bioswale - Arlington Beautification	1,800,000	1,500,000	300,000
Migrant AG Worker Memorial	250,000	223,816	26,184
Fall Protection - Pac Amp	70,000	4,675	65,325
Tower Ladders - Pac Amp	40,000	20,733	19,267
Chain Link Fence - Arlington	35,000	0	35,000
Building Improvement - EE	70,000	66,793	3,207
Reroof - Courtyard	40,000	24,302	15,698
Restroom Remodel - Maint Dept	32,000	0	32,000
Trailer Remodel - Pac Amp	10,000	7,230	2,770
Hen House - Centennial Farm	18,000	0	18,000
HVAC Retrofit - Costa Mesa Bldg	100,000	85,691	14,309
(2) Irrigation Pumps - PacAmp Berm	80,000	1,630	78,370
New Asphalt - Ranch House	50,000	35,162	14,838
F & E - Exhibits <i>(*see Major Projects)</i>	45,000	*	45,000
F & E - Heroes Hall <i>(*see Equipment/Major Projects)</i>	25,000	*	25,000
F & E - Ranch House <i>(*see Major Projects)</i>	45,000	*	45,000
Furniture & Equip - Administration	50,000	0	50,000
K-Rails (100)	50,000	0	50,000
Magnetometers (10)	45,000	0	45,000
2-Yard Dumpsters (10)	40,000	0	40,000
Electric Car Charging Stations	75,000	9,376	65,624
Centennial Barn Repair	30,000	2,750	27,250
Duct Sock - Baja Blues	15,000	17,631	(2,631)
Office Upgrade - Admin Bldg	25,000	0	25,000
Picnic Tables (30)	15,000	0	15,000
Gutter and Downspout - Maint	10,000	9,220	780
Custom Tables (Exhibit Display)	15,000	0	15,000
Fall Protection - Costa Mesa Bldg	10,000	0	10,000
Silo Renovation	52,000	315	51,685
Square Tube Fence Panel	15,000	0	15,000
Recycling & Garbage Cans (80)	20,000	0	20,000
Portable Staging	20,000	4,833	15,167
Total Buildings and Improvements	\$3,482,088	\$2,533,685	\$948,403

32nd DAA - OC Fair & Event Center
Capital Expenditures & Major Projects Spending (Unaudited)
For the Five Months Ended May 31, 2017

Description	2017 Budget	2017 Spent	2017 Remaining
Carnival/Marketplace Improvements			
Lot G: Asphalt Repair - c/o 2016	\$150,614	\$92,219	\$58,395
Carnival: Asphalt Repair / Seal	0	44,720	(\$44,720)
Total Carnival/Marketplace Improvements	\$150,614	\$136,939	\$13,675
Equipment			
Portable Electric Panels (6) - c/o 2016	\$30,000	\$0	\$30,000
HH Display Fixtures/Walls/Lighting	65,000	37,627	27,373
Taylor Dunn Carts (3) Event Ops <i>(*see Major Projects)</i>	36,000	12,715	23,285
LED Sign Upgrade	10,000	0	10,000
Facility AEDs <i>(*see Major Projects)</i>	10,000 *	0	10,000
Trailer for "OC FAIR" Letters	16,000	0	16,000
Farm Truck - Stake Bed	13,000	0	13,000
Fair Matieral	12,000	0	12,000
AV Equipment	18,000	0	18,000
F & E - Heroes Hall	0 *	10,034	(10,034)
Total Equipment	\$210,000	\$60,376	\$149,624
Total Capital Expenditures	\$3,842,702	\$2,731,000	\$1,111,702
Major Projects			
Fence: Paint Perimeter Green	\$0	\$8,700	(\$8,700)
Master Plan	175,734	75,686	100,048
Asphalt Repairs - Livestock	40,000	0	40,000
Landscaping Upgrades - PacAmp	30,000	18,000	12,000
Sound Wall Repair - PacAmp	10,000	1,490	8,510
F & E - Exhibits	0 *	32,720	(32,720)
F & E - Heroes Hall	0 *	31,673	(31,673)
F & E - Ranch House	0 *	17,193	(17,193)
Facility AEDs	0 *	6,559	(6,559)
Taylor Dunn Carts (3) Event Ops	0 *	17,952	(17,952)
Total Major Projects	\$255,734	\$209,973	\$45,761
Contingency Fund	\$143,000	\$0	\$143,000
Total Capital Expenditures, Major Projects & Contingency Fund	\$4,241,436	\$2,940,973	\$1,300,463

**OC Fair & Event Center
Accounts Payable Checks Summary
May 2017**

Check No.	Date	Vendor Name	Amount
81352	5/4/2017	Accountemps, Inc.	1,455.20
81353	5/4/2017	Association of State CA Supervisors	72.00
81354	5/4/2017	Alice Leggett	200.00
81355	5/4/2017	Arthur Ramirez	200.00
81356	5/4/2017	Barbara Thompson	200.00
81357	5/4/2017	Ben Franklin Press	9,314.13
81358	5/4/2017	Bill Young Productions, Inc.	645.00
81359	5/4/2017	Black Kro Productions, LLC	5,050.00
81360	5/4/2017	Boyd & Associates, Inc.	125.00
81361	5/4/2017	California Fair Services Authority	1,923.26
81362	5/4/2017	California Fair Services Authority	95.00
81363	5/4/2017	Citi Bank	6,762.64
81364	5/4/2017	DeltaCare USA	639.90
81365	5/4/2017	Delta Dental Plan Of California	4,899.66
81366	5/4/2017	IUOE, Craft/Maint. Division	1,344.00
81367	5/4/2017	Jeff Alu	200.00
81368	5/4/2017	Kaiser Permanente	41,366.19
81369	5/4/2017	Kiel Johnson	200.00
81370	5/4/2017	Limbach Company LP	9,707.00
81371	5/4/2017	Mary Colmar	200.00
81372	5/4/2017	Marianne Welsh	200.00
81373	5/4/2017	Medical and Safety Management, Inc.	3,690.00
81374	5/4/2017	New Millenia Inc.	600.00
81375	5/4/2017	Noise Group, LLC	937.50
81376	5/4/2017	OC Scroll Saw Association	157.68
81377	5/4/2017	CA Public Employees Retirement System	53,918.01
81378	5/4/2017	Rocovitz Inc. dba Consolidated Office	33,598.71
81379	5/4/2017	Rosies Foundation	35.00
81380	5/4/2017	SEIU Local 1000 CA State Employees Asso.	1,964.69
81381	5/4/2017	Quijote Corporation dba Sensis	32,555.00
81382	5/4/2017	Spectra	2,190.78
81383	5/4/2017	ThyssenKrupp Elevator Corporation	726.96
81384	5/4/2017	Tour Design Creative Services	470.00
81385	5/4/2017	Trinh Mai	200.00
81386	5/4/2017	USA Connect dba PrePaid USA	33,474.95
81387	5/4/2017	Vanderhorst Trucking, Inc.	706.26
81388	5/4/2017	West 7 Bakery	375.00
81389	5/5/2017	World Pet Association, Inc aka: Pet Expo	447,404.57
81390	5/10/2017	Academy of Sustainability at Edison	100.00
81391	5/10/2017	Accountemps, Inc.	2,910.40
81392	5/10/2017	American Cetacean Society	100.00
81393	5/10/2017	Aquatic Service, Inc.	500.00
81394	5/10/2017	Ariel Arts America	100.00
81395	5/10/2017	Blind Children's Learning Center	100.00
81396	5/10/2017	California Homeschool Network	100.00

**OC Fair & Event Center
Accounts Payable Checks Summary
May 2017**

Check No.	Date	Vendor Name	Amount
81397	5/10/2017	CALIFORNIA STATE UNIVERSITY, FULLERTON	100.00
81398	5/10/2017	California Fair Services Authority	88.00
81399	5/10/2017	Chuck Jones Center for Creativity	100.00
81400	5/10/2017	CCS Orange County Janitorial, Inc.	2,392.68
81401	5/10/2017	CR&A Custom, Inc.	275.50
81402	5/10/2017	CSI Electrical Contractors, Inc.	27,212.00
81403	5/10/2017	DeMolay - Newport Beach	100.00
81404	5/10/2017	Drama Kids	100.00
81405	5/10/2017	Dr. Riba's Health Club, Inc.	100.00
81406	5/10/2017	EF High School Exchange Year	100.00
81407	5/10/2017	Epic Charter School	100.00
81408	5/10/2017	Filmmakers United	100.00
81409	5/10/2017	G.I. Joe Search and Rescue	100.00
81410	5/10/2017	Girl Scouts of Orange County	100.00
81411	5/10/2017	Golden West Game Breeders & Bird Club	100.00
81412	5/10/2017	Harris Sound, Inc.	2,875.50
81413	5/10/2017	Healthy Smiles for Kids of Orange County	100.00
81414	5/10/2017	Heritage Museum of Orange County	100.00
81415	5/10/2017	Inspire Charter School - Scott Miller	65.00
81416	5/10/2017	Job's Daughters	100.00
81417	5/10/2017	Just-Eamagine	100.00
81418	5/10/2017	KCAL-FM	1,270.75
81419	5/10/2017	KFRG	1,678.75
81420	5/10/2017	Life's Toolbox	100.00
81421	5/10/2017	The Lily Sanctuary	65.00
81422	5/10/2017	ListoAmerica	100.00
81423	5/10/2017	Lisa Sexton	7,346.75
81424	5/10/2017	Mesa Water District	100.00
81425	5/10/2017	Mountain And Sea Adventures	100.00
81426	5/10/2017	North Huntington Beach Community Nursery	100.00
81427	5/10/2017	North Orange County Community College	100.00
81428	5/10/2017	Orange Coast Musical Arts	100.00
81429	5/10/2017	Orange County Transportation Authority	100.00
81430	5/10/2017	Orangutan Conservancy	100.00
81431	5/10/2017	Orange County Head Start Inc.	100.00
81432	5/10/2017	Oscar Manuel	18.31
81433	5/10/2017	OUI Connect LLC	100.00
81434	5/10/2017	Pretend City Children's Museum	100.00
81435	5/10/2017	Recess Revolution	100.00
81436	5/10/2017	Rock n' Roll Camp 4 Girls, OC	100.00
81437	5/10/2017	Segerstrom Center for the Arts	100.00
81438	5/10/2017	State Disbursement Unit	441.30
81439	5/10/2017	STEAM Powered Education	100.00
81440	5/10/2017	Tebo, Inc	2,500.00
81441	5/10/2017	Thermal Concepts, Inc.	5,892.36

**OC Fair & Event Center
Accounts Payable Checks Summary
May 2017**

Check No.	Date	Vendor Name	Amount
81442	5/10/2017	The Gas Company	380.37
81443	5/10/2017	Ungerboeck Systems Inc.	17,032.00
81444	5/10/2017	Vanderhorst Trucking, Inc.	1,412.52
81445	5/10/2017	Orange County Vector Control District	100.00
81446	5/10/2017	Veronica Purpura	100.00
81447	5/10/2017	Vital Link	1,500.00
81448	5/10/2017	West-Lite Supply Co., Inc.	2,311.02
81449	5/10/2017	Wolf Corp Robotics Team - Scott Watkins	100.00
81450	5/15/2017	Garden Frames by Charlie	420.00
81451	5/18/2017	CWF, Inc. dba A1 Event & Party Rental	33,947.65
81452	5/18/2017	Accountemps, Inc.	1,382.44
81453	5/18/2017	AT&T	1,451.67
81454	5/18/2017	California Technology Agency	839.00
81455	5/18/2017	California Fair Services Authority	297.00
81456	5/18/2017	CCS Orange County Janitorial, Inc.	503.75
81457	5/18/2017	Interior Resources, Inc DBA: Commercial	8,484.99
81458	5/18/2017	CSI Electrical Contractors, Inc.	6,657.84
81459	5/18/2017	Department of Forestry & Fire Protection	854.88
81460	5/18/2017	Department of Justice	3,187.50
81461	5/18/2017	Econo Fence, Inc.	13,570.00
81462	5/18/2017	Haitbrink Asphalt Paving, Inc.	4,860.00
81463	5/18/2017	Hogtown Mascots Inc.	4,545.19
81464	5/18/2017	JamBase, Inc.	1,020.00
81465	5/18/2017	Joe A. Gonsalves & Son	5,000.00
81466	5/18/2017	John Zeretzke	390.35
81467	5/18/2017	KFRG	1,678.75
81468	5/18/2017	Khavarian Enterprises, Inc. dba Vision C	8,030.00
81469	5/18/2017	KLOS Radio, Inc.	2,932.50
81470	5/18/2017	Lloyd's Layouts	1,500.00
81471	5/18/2017	Modular Space Corporation / Modspace	1,170.25
81472	5/18/2017	Gravity Technologies Inc.	646.00
81473	5/18/2017	Noble Iron, Inc.	2,982.38
81474	5/18/2017	Orange County Treasurer-Tax Collector	40,106.55
81475	5/18/2017	Paper Depot	117.90
81476	5/18/2017	Pinnacle Petroleum, Inc.	1,347.62
81477	5/18/2017	Priority Neopost	1,285.00
81478	5/18/2017	SanGar Builders, Inc.	4,675.00
81479	5/18/2017	Southern California Edison	3,923.18
81480	5/18/2017	South Coast Air Quality	125.47
81481	5/18/2017	Superior Wall Systems, Inc.	7,997.40
81482	5/18/2017	UTP Productions, Inc.	241.72
81483	5/18/2017	Vital Link	42.00
81484	5/18/2017	West 7 Bakery	250.00
81485	5/18/2017	West Coast Emergency Medical Services	1,530.00
81486	5/18/2017	West-Lite Supply Co., Inc.	1,014.54

**OC Fair & Event Center
Accounts Payable Checks Summary
May 2017**

Check No.	Date	Vendor Name	Amount
81487	5/18/2017	Woodworker West Magazine	250.00
81488	5/25/2017	CWF, Inc. dba A1 Event & Party Rental	13,791.45
81489	5/25/2017	Accountemps, Inc.	1,455.20
81490	5/25/2017	Adler Weiner Research Orange County, Inc	3,655.00
81491	5/25/2017	Alexandria McKay	1,500.00
81492	5/25/2017	Alyssa Tyner	137.77
81493	5/25/2017	Stephen Anderson	279.81
81494	5/25/2017	AT&T	76.82
81495	5/25/2017	AT&T	4,426.97
81496	5/25/2017	AT&T	90.00
81497	5/25/2017	BurrellesLuce	170.80
81498	5/25/2017	California Technology Agency	839.00
81499	5/25/2017	Certified Folder Display Service, Inc.	746.88
81500	5/25/2017	California Fairs Financing Authority	86,256.59
81501	5/25/2017	California Fair Services Authority	155.00
81502	5/25/2017	California Fair Services Authority	16,868.69
81503	5/25/2017	Citi Bank	32.00
81504	5/25/2017	CCS Orange County Janitorial, Inc.	10,709.61
81505	5/25/2017	CR&R Inc.	4,326.54
81506	5/25/2017	CR&A Custom, Inc.	1,262.88
81507	5/25/2017	Department of General Services	143.38
81508	5/25/2017	Employment Development Department	19,897.00
81509	5/25/2017	Fusco Engineering, Inc.	6,324.00
81510	5/25/2017	Gocashless Corp	5,348.97
81511	5/25/2017	Hahn & Bowersock, Inc.	782.75
81512	5/25/2017	Jerry Liu & Associates	2,962.50
81513	5/25/2017	Johanna C. Svensson	1,952.80
81514	5/25/2017	KKGO - FM	5,100.00
81515	5/25/2017	KROQ - FM	2,975.00
81516	5/25/2017	KSWD	2,125.00
81517	5/25/2017	Linda Ali	1,500.00
81518	5/25/2017	Lisa Bonnett	2,273.34
81519	5/25/2017	Lisa Sexton	7,346.75
81520	5/25/2017	Lopez Works, Inc.	34,578.75
81521	5/25/2017	Mesa Water District	13,559.82
81522	5/25/2017	Modular Space Corporation / Modspace	805.32
81523	5/25/2017	New Millenia Inc.	1,500.00
81524	5/25/2017	nQativ, LLC	212.50
81525	5/25/2017	OC Marathon, The	7,113.86
81526	5/25/2017	Pinnacle Landscape Company	4,797.00
81527	5/25/2017	Pre-Fab Builders, Inc.	19,306.00
81528	5/25/2017	Ricoh Americas Corporation	1,427.05
81529	5/25/2017	RK Diversified Entertainment, Inc.	3,800.00
81530	5/25/2017	Ruby Lau	1,020.69
81531	5/25/2017	Ryan Pipkin	1,500.00

**OC Fair & Event Center
Accounts Payable Checks Summary
May 2017**

Check No.	Date	Vendor Name	Amount
81532	5/25/2017	Safeguard Health Plans	37.62
81533	5/25/2017	Southern California Edison	42,329.95
81534	5/25/2017	Spectra	1,696.81
81535	5/25/2017	State Disbursement Unit	179.54
81536	5/25/2017	VOID	-
81537	5/25/2017	TalentWise, Inc.dba Sterling Talent Solu	1,800.00
81538	5/25/2017	Tour Design Creative Services	1,060.00
81539	5/25/2017	Trojan Painting Professional	3,900.00
81540	5/25/2017	United Site Services Of America	1,378.80
81541	5/25/2017	UTP Productions, Inc.	30,895.85
81542	5/25/2017	Vanderhorst Trucking, Inc.	561.00
81543	5/25/2017	Verizon Wireless	2,544.46
81544	5/25/2017	West-Lite Supply Co., Inc.	182.64
81545	5/31/2017	Powers Precision Welding	2,750.00
Total May 2017 AP Checks			1,333,580.98

**OC Fair & Event Center
Electronic Payments Summary
May 2017**

Reference No.	Date	Vendor Name	Amount
E20170428	5/1/2017	Board Of Equalization	94.00
ET4174399333	5/3/2017	Paypal, Inc.	59.95
E14778178	5/11/2017	CA Public Employees Retirement System	568.56
E14778178	5/18/2017	CA Public Employees Retirement System	152,914.52
E14778178	5/22/2017	CA Public Employees Retirement System	811.08
E14778178	5/24/2017	CA Public Employees Retirement System	54.12
E75d4dfc9f4	5/26/2017	US Bank	135,483.61
ACH Banking Fees / Credit Card Fees / Payroll Tax Transactions			
American Express Credit Card Fees			640.80
Authorize.Net Fees			61.60
Banking Analysis Fee			-
Chargebacks			70.00
Gateway Services Fees			10.00
Global Pay Fees			88.85
Merchant Service Bankcard Fees			7,877.47
Paymentech Credit Card Merchant Fees			9,786.56
Payroll Taxes			193,826.10
Uaccept.com			59.95
Total May 2017 Electronic Payments			502,407.17

**OC Fair & Event Center
Premium Checks Summary
May 2017**

Check No.	Date	Vendor Name	Amount
36349	5/17/2017	Aaron Chao	10.00
36350	5/17/2017	Abigail Schweizer	10.00
36351	5/17/2017	Adrianna Avalos	10.00
36352	5/17/2017	Aiden Sullivan	10.00
36353	5/17/2017	Alexis Benetiz	10.00
36354	5/17/2017	Alexis Kurutas	10.00
36355	5/17/2017	Alessandra Velasco	10.00
36356	5/17/2017	Allyson Perlich	10.00
36357	5/17/2017	Allistair Shepherd	10.00
36358	5/17/2017	Alyssa Irvin-Lucero	6.25
36359	5/17/2017	Andrew Fernandez	10.00
36360	5/17/2017	Angel Flores	100.00
36361	5/17/2017	Anika Desai	50.00
36362	5/17/2017	Ashley Estrada	50.00
36363	5/17/2017	Ashley Garcia	10.00
36364	5/17/2017	Autumn Garcia	50.00
36365	5/17/2017	Ava Forghani	10.00
36366	5/17/2017	Brandon Prado	10.00
36367	5/17/2017	Brenda Medel	10.00
36368	5/17/2017	Brittany E.	12.50
36369	5/17/2017	Brian Enriquez	10.00
36370	5/17/2017	Bryce Derring	10.00
36371	5/17/2017	Carlos Pamos	10.00
36372	5/17/2017	Cassidy Jones	6.25
36373	5/17/2017	Catherine Johnson	10.00
36374	5/17/2017	Cathy Li	20.00
36375	5/17/2017	Chelsea Hever	10.00
36376	5/17/2017	Chiara Reniero	10.00
36377	5/17/2017	Chloe Ledergerber	50.00
36378	5/17/2017	Christina L.	12.50
36379	5/17/2017	Coy Cortez	10.00
36380	5/17/2017	Cristian Rivera	10.00
36381	5/17/2017	David Chetla	10.00
36382	5/17/2017	Demi Nguyen	10.00
36383	5/17/2017	Elaine Chi	10.00
36384	5/17/2017	Elizabeth Sanchez	50.00
36385	5/17/2017	Elisa Tan	10.00
36386	5/17/2017	Ella Davidson	10.00
36387	5/17/2017	Ethan Fersch	8.33
36388	5/17/2017	Evan Lu	10.00
36389	5/17/2017	Garrett Geimer	10.00
36390	5/17/2017	Giselle Barrero	10.00
36391	5/17/2017	Grace Guerra	6.25
36392	5/17/2017	Grace Partin	10.00
36393	5/17/2017	Halley Chang	10.00

**OC Fair & Event Center
Premium Checks Summary
May 2017**

Check No.	Date	Vendor Name	Amount
36394	5/17/2017	Halston Robbins	8.33
36395	5/17/2017	Ilana Tracy	50.00
36396	5/17/2017	Isabella Carias	10.00
36397	5/17/2017	Jackie Lichter	10.00
36398	5/17/2017	Jason Asariah	10.00
36399	5/17/2017	Jesse Ie	10.00
36400	5/17/2017	Jesse Mathews	18.34
36401	5/17/2017	Jewell Tyrrell	6.25
36402	5/17/2017	Jordyn Cabrera	10.00
36403	5/17/2017	Joseph Lamson	8.34
36404	5/17/2017	Joshua Wong	10.00
36405	5/17/2017	Julie Nguyen	10.00
36406	5/17/2017	Julia Shkolnik	10.00
36407	5/17/2017	Julius Sanchez	10.00
36408	5/17/2017	K.T. Claudi-Magnussen	6.25
36409	5/17/2017	Kai Huang	10.00
36410	5/17/2017	Kassedi Grafensteiner	6.25
36411	5/17/2017	Kelsey Spagnuolo	10.00
36412	5/17/2017	Kimberly C.	12.50
36413	5/17/2017	Landon Fox	10.00
36414	5/17/2017	Lark Miller	10.00
36415	5/17/2017	Lianna Matthews	10.00
36416	5/17/2017	Lillian Ayala	50.00
36417	5/17/2017	Lily Benjamin	6.25
36418	5/17/2017	Luis Lopez	10.00
36419	5/17/2017	Luna Lin	10.00
36420	5/17/2017	Madelyn Harris	10.00
36421	5/17/2017	Madilyn Hoei	10.00
36422	5/17/2017	Mary Lieblang	10.00
36423	5/17/2017	Mason Crockett	20.00
36424	5/17/2017	Matthew Oswald	8.33
36425	5/17/2017	Maverick Malfavon	10.00
36426	5/17/2017	Mckaylin Mangagil	10.00
36427	5/17/2017	Meghan Ninh	10.00
36428	5/17/2017	Meztly C.	12.50
36429	5/17/2017	Mikoto Eguchi	10.00
36430	5/17/2017	Natalie Campuzano	10.00
36431	5/17/2017	Noah Morales	10.00
36432	5/17/2017	Pamela Betanzos	25.00
36433	5/17/2017	Paola Hernandez	25.00
36434	5/17/2017	Patty Romero	10.00
36435	5/17/2017	Rhinna Anderson	6.25
36436	5/17/2017	Rose Vivencio	10.00
36437	5/17/2017	Sergio Silvas	10.00
36438	5/17/2017	Shelly Walther	100.00

**OC Fair & Event Center
Premium Checks Summary
May 2017**

Check No.	Date	Vendor Name	Amount
36439	5/17/2017	Silvia Sagvedra	10.00
36440	5/17/2017	Stella Giardina	10.00
36441	5/17/2017	Sydney Sereg	10.00
36442	5/17/2017	Tate Brinson	10.00
36443	5/17/2017	Tien Truong	50.00
36444	5/17/2017	Trent M. Francia	10.00
36445	5/17/2017	Tyler Corliss	8.33
36446	5/17/2017	Tyler Self	10.00
36447	5/17/2017	Valerie Casella	10.00
36448	5/17/2017	Yesenia Cazales	10.00
36449	5/17/2017	Yuna Song	10.00
Total May 2017 Premium Checks			1,540.00

**MINUTES OF OCFEC BOARD OF DIRECTORS MEETING
HELD May 25, 2017**

1. CALL TO ORDER:

Chair Berardino called the meeting to order at 9:02 a.m.

2. MISSION STATEMENT

3. PLEDGE OF ALLEGIANCE:

The Pledge of Allegiance was recited by Director Aitken. Roll call was taken by Summer Angus.

4. DIRECTORS PRESENT:

Chair Berardino, Vice Chair Bagneris, Director Mouet, Director Aitken, Director Tkaczyk, Director La Belle, Director Cervantes and Director Ruiz

DIRECTORS ABSENT/EXCUSED: Director Pham

OTHERS PRESENT:

Kathy Kramer, OCFEC CEO; Michele Richards, OCFEC Vice President, Business Development, Ken Karns, OCFEC Vice President, Operations; Adam Carleton, OCFEC Vice President, Finance & Administration; Summer Angus; Jason Jacobsen, OCFEC Director of Planning & Presentation; Nick Buffa, OCFEC Director Security & Traffic; Terry Moore, OCFEC Director of Communications; Roxanne Hack, OCFEC; Deborah Fletcher, Office of the Attorney General; Jennifer K. Abe, Stenographer; Juan Quintero, Spectra; Tamara Goddard Swager, Tandem; Scott Bruno, Tandem; Lila Sadeghi, Tandem; Bobby McDonald; Theresa Sears; Reggie Mundekis; Beth Refakes; Vincent Pollmeier; Ted Platis; Nick Platis.

5. CEO'S OPERATIONAL UPDATE

Kathy Kramer, OCFEC CEO, reported the participation and hosting of recent educational program events by OCFEC. She announced that the OC Fair Kids Club has met its goal of hosting 1,000 underserved kids to the OC Fair.

Kramer reported on the OC Cities breakfast meeting attended by Mayors, City Managers and Public Information officers where staff announced the City Days at the 2017 OC Fair.

Adam Carleton, OCFEC VP Finance & Administration presented the April 2017 financials.

Ken Karns, OCFEC VP of Operations, provided an operations update. Karns announced the formation of a Joint Health and Safety Committee. He also announced the addition of seven more AED devices around the grounds.

Michele Richards, OCFEC VP of Business Development, provided an overview of upcoming events.

Chair Berardino announced that Heroes Hall may host an Army event on Flag Day, June 14th.

Kramer reported on attending Fairgrounds Day at the Capitol, in Sacramento. She also reported that Senate Bill SB 741, the 50/50 raffle legislation, will be heard by the Senate Governmental Committee on June 13th.

Kramer announced that the new OCFEC website will launch June 5th.

Kramer gave an overview of the *Voices – Veterans Storytelling Project* performance event at Heroes Hall Medal of Honor courtyard that took place May 23rd.

Kramer reported that since the April Board meeting, staff had spent an estimated 73.25 hours, at a cost of \$2,987.14, fulfilling public records requests.

Director Tkaczyk requested the total to date cost of public records requests be reported at the next meeting.

Chair Berardino expressed disappointment with the criticism of the organization's handling of public records requests despite the progress in becoming more transparent and sensitive to the needs of the surrounding community and the return of the Attorney General's Office.

6. PUBLIC COMMENTS

Ted Platis, Mediterranean food vendor, spoke about his family's experience as a food vendor in the past at the OC Fair. He spoke in opposition of his application being denied for the 2013 OC Fair and hopes to be considered for the 2018 OC Fair. His father, Nick Platis shared that his late wife had started the family business and he'd like to see her work continue.

Beth Refakes spoke in opposition of the concerts scheduled outside of the OC Fair dates.

Vincent Pollmeier, Santa Ana attorney, spoke his concerns of the possible conflict of Nick Berardino being the OCFEC Board Chair and the Heroes Hall Veterans Foundation President.

Theresa Sears shared her support of the current Board of Directors and staff. She also spoke of her efforts regarding stopping of the sale of the

fairgrounds.

7. MINUTES:

A. Board Meeting held April 27, 2017

ACTION: Director Mouet motioned and Director Cervantes seconded to review and approve the minutes from the Board meeting held April 27, 2017. **MOTION CARRIED. AYES: Chair Berardino, Vice Chair Bagneris, Director Mouet, Director Aitken, Director Tkaczyk, Director La Belle, Director Cervantes and Director Ruiz. NAYES: None**

8. CONSENT CALENDAR

Standard Agreements: SA-019-17SP; SA-050-17GE; SA-065-17FT; SA-076-17FT; SA-089-17HB; SA-132-17YR; SA-133-17FT; SA-141-17AS; SA-142-17AS; SA-143-17AS; SA-153-17GE; SA-155-17SP; SA-157-17SP; SA-158-17SP; SA-159-17SP; SA-160-17SP; SA-162-17FT; SA-163-17YR; SA-164-17SP; SA-165-17PA; SA-166-17PA; SA-168-17FT; SA-169-17FT; SA-170-17GE; SA-171-17GE; SA-172-17GE; SA-173-17SP; SA-175-17FT

Amendments: SA-058-17FT (Amend. # 1); SA-192-16FT (Amend. # 1)

Interagency Agreements : SA-156-17SP

Rental Agreements: R-036-17; R-040-17; R-046-17; R-072-17; R-074-17; R-075-17; R-088-17; R-093-17; R-098-17; R-101-17; R-105-17; R-107-17; R-108-17; R-109-17; R-112-17; R-113-17; R-114-17; R-115-17; R-118-17; R-119-17

Active Joint Powers Authority Agreements: 032-17-017

Commercial Rental Agreements: 17035; 17047; 17058; 1707; 17076; 17077; 17106; 17108; 17109; 17124; 17125; 17171; 17186; 17205; 17218

Concession Agreements: 17513; 17518; 17519; 17533; 17534; 17535; 17537; 17544; 17556; 17558; 17566; 17567; 17570; 17571; 17572; 17574; 17575; 17586; 17588; 17594

Independent Amusement Rental Agreements: 17631; 17633; 17634; 17635; 17636; 17637; 17638; 17639; 17640; 17641; 17642; 17643; 17644; 17645; 17646; 17647

Platinum Rental Agreements: 17726

Judging Agreements: VA-001-17; VA-002-17; VA-003-17; VA-004-17; VA-005-17; VA-006-17; VA-007-17; VA-008-17; VA-009-17; VA-010-17; VA-

011-17; VA-012-17; VA-013-17; VA-014-17; VA-015-17; VA-016-17; VA-017-17; VA-018-17; VA-019-17; VA-020-17; VA-021-17; EX-001-17; EX-002-17; EX-003-17; EX-004-17

Correspondence:

Communications to the Board from the public in response to Board discussion or to comments made before the Board are to be listed on the meeting agenda and included in the Board materials as an item of public disclosure.

i. none.

-End of Consent Calendar-

Director La Belle asked that agreement SA-173-17SP be pulled for further discussion.

ACTION: Director Ruiz motioned and Director Cervantes seconded to review and approve the Consent Calendar with agreement SA-173-17SP pulled for further discussion. **MOTION CARRIED. AYES: Chair Berardino, Vice Chair Bagneris, Director Mouet, Director Aitken, Director Tkaczyk, Director La Belle, Director Cervantes and Director Ruiz. NAYES: None.**

Director La Belle disclosed his 64 shares of Verizon stock relating to the Verizon agreement SA-173-17SP.

ACTION: Director La Belle motioned and Chair Berardino seconded to review and approve agreement SA-173-17SP of the Consent Calendar. **MOTION CARRIED. AYES: Chair Berardino, Vice Chair Bagneris, Director Mouet, Director Aitken, Director Tkaczyk, Director La Belle, Director Cervantes and Director Ruiz. NAYES: none**

9. GOVERNANCE PROCESS:

A. Committee/Task Force/Liaison Reports

- i. Centennial Farm Foundation Board (Director Cervantes)
- ii. Heroes Hall Veterans Foundation Board (Chair Berardino, Director La Belle)
- iii. Financial Monitoring Committee (Vice Chair Bagneris, Director Pham)
- iv. Workers Memorial Task Force (Chair Berardino, Director Aitken)
- v. 2017 OC Fair City Liaison Committee (Director La Belle, Director Cervantes)
- vi. Legislative Monitoring Task Force (Chair Berardino, Director Aitken)
- vii. Master Site Plan Task Force (Director La Belle, Director Ruiz)
- viii. Tenant Liaison Committee (Director Tkaczyk, Chair Berardino)
- ix. Consumer Initiatives Task Force (Director Tkaczyk, Vice Chair Bagneris)
- x. Agricultural Committee (Director Mouet, Director Cervantes)
- xi. Equestrian Center Task Force (Director Aitken, Director Tkaczyk)

Michele Richards, on behalf of the Centennial Farm Foundation Board,

stated that the Memorandum of Understanding is on the agenda for the Centennial Farm Foundation Board meeting the following day.

Vice Chair Bagneris, on behalf of the Financial Monitoring Committee, announced that they will be rolling out newly formatted financial reports next month.

Ken Karns, on behalf of the Workers Memorial Task Force, gave an update on the nearly completed Agricultural Workers Memorial. Chair Berardino thanked Director Aitken for her vision on the project.

Director La Belle, on behalf of the 2017 OC Fair City Liaison Committee, reported that the City Managers breakfast meeting was well received.

Chair Berardino, on behalf of the Legislative Monitoring Task Force, reported the progress on the Senate Bill SB741.

Ken Karns, on behalf of the Master Site Plan Task Force, reported the fourth Master Site planning meeting with on grounds stakeholders had recently taken place. He also announced that the public stakeholder meeting will be held on June 5th from 6-9 pm.

Chair Berardino, on behalf of the Tenant Liaison Committee, stated that they will be meeting this month. Director Aitken suggested that the Tenant Liaison Committee look at the fair vendor application and vendor placement processes.

Ken Karns, on behalf of the Equestrian Center Task Force, reported that staff had met with Equestrian Center management to review issues related to the contract. He also reported that members of the task force and staff toured the Shea Center in San Juan Capistrano. Director Tkaczyk thanked the Shea Center and commented on the visit to their facility. Karns thanked Theresa Sears for joining the tour of the Shea Center. Theresa Sears spoke about the visit to the Shea Center and her advocacy for horses.

Director La Belle suggested a visit to the McCoy Equestrian Center in Chino Hills.

B. Present the OC Fair Patron Perfect Attendance Award
Action Item

Chair Berardino shared the process of how the Perfect Attendance Award will be awarded and how it is a great way to track the Super Pass holders.

Board of Directors and staff discussion continued around the use of social media.

Director La Belle suggested the creation of OC Fair gift cards.

ACTION: Director Cervantes motioned and Vice Chair Bagneris seconded to review and approve the OC Fair Patron Perfect Attendance Award. **MOTION CARRIED. AYES: Chair Berardino, Vice Chair Bagneris, Director Mouet, Director Aitken, Director Tkaczyk, Director La Belle, Director Cervantes and Director Ruiz. NAYES: None.**

C. Approval to Add Three Plaques to the Medal of Honor Courtyard at Heroes Hall

Action Item

Bobby McDonald stated that the Heroes Hall Veterans Foundation's by-laws require memorial plaques for the Medal of Honor courtyard be approved by the OCFEC Board of Directors. McDonald gave background on each of the veterans being considered for a plaque.

Chair Berardino presented staff report.

Director Aitken asked if there were any plans for public ceremonies to unveil the plaques.

Chair Berardino suggested reaching out to each of the families to see if they would like a public ceremony.

Director Aitken suggested that the Eagle scout that created a special memorial for the victims of the El Toro plane crash be invited to a ceremony.

ACTION: Director La Belle motioned and Director Cervantes seconded to review and approve to add three plaques to the Medal of Honor Courtyard at Heroes Hall. **MOTION CARRIED. AYES: Chair Berardino, Vice Chair Bagneris, Director Mouet, Director Aitken, Director Tkaczyk, Director La Belle, Director Cervantes and Director Ruiz. NAYES: None.**

D. Operational update on Heroes Hall Programing and Projects

Information Item

Michele Richards presented the staff report. She stated that staff will be working with the VA hospitals and Camp Pendleton to help distribute the post cards to veterans and to the men and women on active duty overseas.

E. Sponsorship Update

Information Item

Reggie Mundekis spoke in opposition of alcohol related sponsorships and suggested alternative sources of sponsorships.

Richards presented the sponsorship update.

Director La Belle disclosed his 120 shares of Pepsi stock.

Chair Berardino stated that he would like the fairground property to serve the public every day. He asked to be updated monthly on sponsorship efforts for Heroes Hall and Centennial Farm.

10. CLOSED SESSION

No closed session.

11. BOARD OF DIRECTORS MATTERS OF INFORMATION

Director Cervantes congratulated Director Tkaczyk on his perfect attendance and award. She also shared her excitement with 50 days to the opening of the fair.

Vice Chair Bagneris stated that she is excited that the fair is only 50 days away. She shared her appreciation of Chair Berardino's comments about the good work the Board is doing.

Director Mouet stated he is also looking forward to the fair. He commented how family owned, fair vendor businesses are a valuable part of the history of the fair.

Director Aitken agreed with Director Mouet.

Director Tkaczyk stated that he is very excited for the fair.

La Belle shared that his grandchildren participated in the kids run at the OC Marathon.

12. NEXT BOARD MEETING: JUNE 22, 2017

13. ADJOURNMENT

Director La Belle motion and Director Ruiz seconded to adjourn. All Board members said Aye.

Meeting adjourned at 10:53 a.m.

Nick Berardino, Chair

Kathy Kramer, Chief Executive Officer

**OC FAIR & EVENT CENTER
STANDARD AGREEMENTS FOR BOARD APPROVAL
JUNE 2017**

CONTRACT #	CONTRACTOR	DESCRIPTION	EFFORT TYPE	TERM	RECEIPT AMOUNT	NOT TO EXCEED EXPENSE AMOUNT
SA-081-17FT	United Rentals	Light Tower	Fairtime	07/01/17-08/31/18		\$95,413.05
SA-083-17FT	Hi-Way Safety Inc.	Electronic Reader Board	Fairtime	07/01/17-08/31/18		\$61,875.00
SA-087-17GE	E4C Enterprises LLC	"OC Brew Hee Haw Craft Beer Festival" at the OC Fair	Fairtime	07/10/17 - 07/18/17		\$90,000.00
SA-140-17AS	Roy Englebrecht Promotions	"SummerFist 10" in the Action Sports Arena	Fairtime	07/16/17		\$27,500.00
SA-146-17PA	Tyler Rich	"Tyler Rich" performing in Pacific Amphitheatre	Fairtime	07/27/17		\$5,000.00
SA-147-17PA	Green Dream, LLC f/s/o Pepe Aguilar	"Pepe Aguilar" performing in Pacific Amphitheatre	Fairtime	07/23/17		\$250,000.00
SA-149-17PA	Fortunate Youth LLC f/s/o Fortunate Youth	"Fortunate Youth" performing in Pacific Amphitheatre	Fairtime	07/08/17		\$12,500.00
SA-150-17PA	Fluffy Touring, Inc. f/s/o Gabriel Iglesias	"Gabriel Iglesias" performing in Pacific Amphitheatre	Fairtime	07/14/17		\$250,000.00
SA-151-17PA	JRNEWO, Inc. f/s/o Jake Owen	"Jake Owen" performing in Pacific Amphitheatre	Fairtime	08/13/17		\$200,000.00
SA-152-17AS	Sunnyside Promotions	"Orange Crush Demolition Derby," "Motorhome Madness Demolition Derby," "Damsels of Destruction Demolition Derby" and "Minivan Mash-Up Demolition Derby" in the Action Sports Arena	Fairtime	08/09/17 - 08/14/17		\$133,500.00
SA-154-17PA	Medicine Tribe Touring Inc. f/s/o Nahko and Medicine for the People	"Nahko and Medicine for the People" performing in Pacific Amphitheatre	Fairtime	08/11/2017 - 08/12/17		\$20,000.00
SA-161-17FT	Sprint PCS Assets, LLC	Sponsorship	Fairtime	06/28/17-08/14/17	\$24,000.00	
SA-174-17SP	Davis Elen Advertising/Toyota	Sponsorship	Fairtime	05/08/17 - 05/09/19	\$200,000.00	
SA-176-17FT	Mason Partak	Kids Chef Cooking	Fairtime	7/27/17-7/27/17		\$300.00
SA-177-17FT	On hold					
SA-178-17YR	Pyro Engineering	Pyrotechnick Display	4th of July	07/04/17 - 07/04/17		\$25,000.00
SA-179-17FT	Kiel Johnson	Exhibit Ready Art Work	Fairtime	07/14/17 - 08/13/17		\$8,000.00
SA-180-17FT	Scott Bros. Dairy	Provide Dairy cows and calves	Fairtime	07/10/17 - 08/14/17		\$0.00
SA-181-17FT	Carly Cylinder	Ceremony services and floral demonstration	Fairtime	07/25/17 - 08/05/17		\$600.00
SA-182-17PA	Stache Inc. DBA The M&M Group f/s/o Roberto Tapia and Larry Hernandez	"Roberto Tapia" and "Larry Hernandez" performing in Pacific Amphitheatre	Fairtime	07/28/17		\$120,000.00
SA-183-17PA	Ronald Isley Celebration Tour 2010, Inc f/s/o The Isley Brothers	"The Isley Brothers" performing in Pacific Amphitheatre	Fairtime	08/10/17		\$100,500.00
SA-184-17PA	Commodores New LLP f/s/o The Commodores	"The Commodores" performing in Pacific Amphitheatre	Fairtime	08/10/17		\$52,000.00
SA-185-17PA	Swain Sound, LLC f/s/o The Movement	"The Movement" performing in Pacific Amphitheatre	Fairtime	07/21/17		\$1,500.00
SA-186-17PA	Wash House Music Group, Inc. f/s/o J Boog	"J Boog" performing in Pacific Amphitheatre	Fairtime	07/21/17		\$7,000.00

**OC FAIR & EVENT CENTER
STANDARD AGREEMENTS FOR BOARD APPROVAL
JUNE 2017**

CONTRACT #	CONTRACTOR	DESCRIPTION	EFFORT TYPE	TERM	RECEIPT AMOUNT	NOT TO EXCEED EXPENSE AMOUNT
SA-187-17PA	TBP Entertainment Inc. f/s/o The Band Perry	"The Band Perry" performing in Pacific Amphitheatre	Fairtime	08/02/17		\$200,000.00
SA-188-17PA	Lion's Pride, Inc. f/s/o Kenny Rogers	"Kenny Rogers" performing in Pacific Amphitheatre	Fairtime	07/30/17		\$100,000.00
SA-189-17PA	Patricia Jetton f/s/o Hirie	"Hirie" performing in Pacific Amphitheatre	Fairtime	08/11/17 - 08/12/17		\$3,000.00
SA-190-17PA	Echo Touring Inc. f/s/o Echo & The Bunnymen	"Echo & The Bunnymen" performing in Pacific Amphitheatre	Fairtime	07/29/17		\$80,000.00
SA-191-17PA	Genevieve Productions, Inc. f/s/o Michael McDonald	"Michael McDonald" performing in Pacific Amphitheatre	Fairtime	08/06/17		\$62,500.00
SA-192-17PA	Meac Originals, Inc. f/s/o Boz Scaggs	"Boz Scaggs" performing in Pacific Amphitheatre	Fairtime	08/06/17		\$62,500.00
SA-193-17FT	Natalie Trasport	Mural design services	Fairtime	06/09/17-07/13/17		\$9,500.00
SA-194-17GE	Fusion Talent Group	"The Magic Bean" in the Livestock Area	Fairtime	07/25/17 - 08/14/17		\$23,000.00
SA-195-17PA	Still Unbroken, Inc. f/s/o Lynyrd Skynyrd	"Lynyrd Skynyrd" performing in Pacific Amphitheatre	Fairtime	07/15/17		\$161,000.00
SA-196-17SP	El Aviso	Sponsorship/Trade	Fairtime	06/28/17 - 08/13/17	\$32,850.00	
SA-197-17FT	Tough Turtle Turf	Sponsorship/Trade	Fairtime	06/01/17 - 05/31/21	\$120,000.00	
SA-198-17PA	All Ways Touring, Inc. f/s/o Peter Frampton	"Peter Frampton" performing in Pacific Amphitheatre	Fairtime	08/09/17		\$60,000.00
SA-199-17FT	Orange County Transit Authority (OCTA)	Sponsorship/In-Kind Trade	Fairtime	07/14/17 - 08/13/17	\$50,000.00	
SA-200-17SP	T-Mobile West	Sponsorship	Fairtime	06/26/17 - 08/14/17	\$23,500.00	
SA-201-16PA	Rebelution, LLC f/s/o Rebelution	"Rebelution" performing in Pacific Amphitheatre	Fairtime	08/11/17 - 08/12/17		\$248,000.00
SA-202-17FT	Great American Entertainment Co.	Kids Can Cook	Fairtime	7/11/17-8/14/17		\$23,000.00
SA-203-17FT	Kruse Feed	Livestock show and chicken supply	Fairtime	7/13/17-8/13/17		\$0.00
SA-204-17PA	Nyahbinghi Voyage, Inc. f/s/o Steel Pulse	"Steel Pulse" performing in Pacific Amphitheatre	Fairtime	07/08/17 - 07/09/17		\$123,500.00
SA-205-17PA	Higher Vision Inc f/s/o Kenny Loggins	"Kenny Loggins" performing in Pacific Amphitheatre	Fairtime	07/12/17		\$75,000.00
SA-206-17PA	The Wailers Tour, LLC f/s/o The Wailers	"The Wailers" performing in Pacific Amphitheatre	Fairtime	07/08/17		\$20,000.00
SA-207-17PA	Common Kings Touring, Inc. f/s/o Common Kings	"Common Kings" performing in Pacific Amphitheatre	Fairtime	07/09/17		\$25,000.00
SA-208-17PA	Road Dog Touring Company Inc f/s/o Gavin DeGraw	"Gavin DeGraw" performing in Pacific Amphitheatre	Fairtime	07/26/17		\$100,000.00
SA-209-17PA	Dashboard Confessional Touring Inc. f/s/o Dashboard Confessional	"Dashboard Confessional" performing in Pacific Amphitheatre	Fairtime	07/13/17		\$81,250.00
SA-210-17PA	The All American Rejects' Corporation O' Touring f/s/o The All-American Rejects	"The All-American Rejects" performing in Pacific Amphitheatre	Fairtime	07/13/17		\$43,750.00

**OC FAIR & EVENT CENTER
STANDARD AGREEMENTS FOR BOARD APPROVAL
JUNE 2017**

CONTRACT #	CONTRACTOR	DESCRIPTION	EFFORT TYPE	TERM	RECEIPT AMOUNT	NOT TO EXCEED EXPENSE AMOUNT
------------	------------	-------------	-------------	------	----------------	------------------------------

Amendments

CONTRACT #	CONTRACTOR	DESCRIPTION	EFFORT TYPE	TERM	CHANGE IN RECEIPT	CHANGE IN NOT TO EXCEED EXPENSE
SA-059-17FT #1	Noble Rent DBA Noble Iron	Heavy equipment rental - Name change to Sunbelt Rentals	Fair Time	06/01/17-08/31/18		\$0.00

Interagency Agreements

CONTRACT #	CONTRACTOR	DESCRIPTION	EFFORT TYPE	TERM	CHANGE IN RECEIPT	CHANGE IN NOT TO EXCEED EXPENSE

Letters of Understanding

LOU #	DEMONSTRATOR	DESCRIPTION	EFFORT TYPE	TERM	RECEIPT AMOUNT	NOT TO EXCEED EXPENSE AMOUNT

**OC FAIR & EVENT CENTER
RENTAL AGREEMENTS FOR BOARD APPROVAL**

JUNE 2017

CONTRACT #	CONTRACTOR	EVENT	DESCRIPTION	FACILITIES	CONTRACT DATES	CONTRACT AMOUNT
R-048-17	626 Night Market	OC Night Market - Asian Food Festival	Food Festival	OC Promenade, Parking Lot I	06/14/17-06/19/17	\$100,262.67
R-049-17	626 Night Market	OC Night Market - Asian Food Festival	Food Festival	OC Promenade, Parking Lot I	08/23/17-08/28/17	\$100,262.67
R-086-17	Building Industry Association of Southern California	Building Industry Show (BIS)	Trade Show	Anaheim Building, Baja Blues, Costa Mesa Building, Santa Ana Pavilion	11/13/17-11/16/17	\$37,334.00
R-087-17	Southern California District of the United Pentecostal Church	So Cal District of the United Pentecostal Church - Camp Meeting	Camp Meeting	The Hangar	06/13/17-06/17/17	\$25,805.00
R-097-17	Tempo Events Inc	Paella Wine & Beer Festival	Food Festival	Plaza Pacifica	08/25/17-08/26/17	\$14,847.50
R-110-17	California Restaurant Association Foundation (CRAF)	Grateful Table	Dinner	Millennium Barn, Silo Building	09/09/17	In-Kind Trade: \$950.00 Payment: \$3,041.50
R-116-17	Rasika Society for Art of India	Rasika Society for Art of India	Art Show	Costa Mesa Building	09/08/17	\$11,306.50
R-120-17	Capistrano Connections Academy dba California Connections Academy @ Capistrano	Capistrano Connections Picnic	Picnic	Country Meadows, Huntington Beach Building	06/15/17	\$12,195.75
R-124-17	Barbie Hinman	Celebration of Life for Scott Hinman	Celebration of Life	Los Alamitos	05/21/17	\$11,910.25
R-125-17	Nike, Inc.	Nike Photo Shoot	Photo Shoot	The Hangar	05/22/17-05/23/17	\$9,520.50
R-126-17	Cellco Partnership dba Verizon Wireless	Verizon Wireless BBQ Team Building	BBQ	Crafters Village, Park Plaza	05/30/17	\$6,731.50
R-127-17	Pacific Symphony	Pacific Symphony Open House	Open House of Pacific Amphitheatre	Plaza Pacifica, Plaza Lobby, Pacific Amphitheatre	05/16/17	\$1,452.00
R-132-17	1st Choice RV	RV Parking	Parking Space Rental	Parking Lot G	05/23/17-06/09/17	\$5,070.00
R-133-17	Destroy Productions dba Hawaiian Chicken Bowls	Hawaiian Chicken Bowls - Parking Space Rental	Parking Space Rental	Parking Lot G	01/01/17-12/31/17	January - December \$8 per space per day

OC FAIR & EVENT CENTER
ACTIVE JOINT POWERS AUTHORITY AGREEMENTS
As of May 31, 2017

JOINT POWERS AUTHORITY	PROJECT #	PROJECT DATE	PROJECT DESCRIPTION	PRIMARY CONTRACTOR	APPROVED PROJECT TOTAL
Continuing					
California Fair Financing Authority	03213031/B, Const	08/15/13	Pac Amp Berm Renovation - Phase II	CFFA	\$12,806,857.70
California Fair Financing Authority	03215042	12/01/15	Hero's Hall - Building Architecture Design & Construction Documents	CFFA	\$190,900.00
California Fair Financing Authority	03215042-Amndmnt	10/24/16	Hero's Hall - Building Architecture Design & Construction Documents	CFFA	\$96,036.00
California Fair Financing Authority	03215048	12/02/15	Century Barn Replacement Project - Solicitation of Bids	CFFA	\$6,050.00
California Fair Financing Authority	03215048-Amndmnt	06/17/16	Century Barn Replacement Project - Solicitation of Bids	CFFA	\$1,575.00
California Fair Financing Authority	03215050	11/16/15	Pac Amp Seating Installation	CFFA	\$1,198,017.44
California Fair Financing Authority	03216012	02/24/16	Hero's Hall Renovation Project	CFFA	\$3,850,738.72
California Fair Financing Authority	03216001	03/11/16	Livestock Judging Arena Project Bid Solicitation	CFFA	\$6,050.00
California Fair Financing Authority	03217010	02/15/17	Migrant AG Workers Memorial - RFQ / Bid Solicitation	CFFA	\$6,200.00
California Fair Financing Authority	03217013	03/15/17	Migrant AG Workers Memorial - Construction	CFFA	\$246,101.70
California Fair Financing Authority	03217017	04/14/17	Costa Mesa Building HVAC Replacement	CFFA	\$8,957.00
New					
Revision/Amendment					
California Fair Financing Authority	03217017	05/18/17	Costa Mesa Building HVAC Replacement	CFFA	\$76,733.70

**OC FAIR & EVENT CENTER
COMMERCIAL RENTAL AGREEMENTS FOR BOARD APPROVAL
JUNE 2017**

CONTRACT #	CONTRACTOR	DESCRIPTION	LOCATION	TERM	SPACE SIZE	AMOUNT
17002	SK Treasure-Pearl	Pearl in Oysters; Jewelry Made from Pearls	Festival of Products	7/01/2017-8/15/2031	20' x 10'	\$7,600.00
17008	American Ornamental	Ornamental Iron Works: Doors, Staircases, Balconies, Fences. Lead Generating Only	Carnival of Products	7/01/2017-8/15/2017	10' x 8'	\$3,350.00
17015	Black & White Art Studio	Portraits Drawn from Sittings or Prints in Black and White or Color, Frames	OC Lane	7/01/2017-8/15/2018	10' x 10'	\$3,275.00
17030	West Coast Innovations International LLC- Cookware	Rangemate Microwave Cookware	Festival of Products	7/01/2017-8/15/2041	20' x 10'	\$7,600.00
17042	Forever Young	Rajeunir Skin Care Products	Carnival of Products	7/01/2017-8/15/2020	20'x 8'	\$6,700.00
17048	Traeger Pellet Grills	Traeger: Pellet Grills, Pellets, Grill Accessories, Covers, Rub and Spices	Festival of Products	7/01/2017-8/15/2038	20' x 10'	\$7,600.00
17060	Onsia	Sound Art: Art on Canvas with Blue Tooth Speakers	Festival of Products	7/01/2017-8/15/2026	20' x 10'	\$7,600.00
17074	DePalma Enterprises, Inc. dba HISC Inc.	Ultimate Garden Broom, Ultimate Whisk	Festival of Products	7/01/2017-8/15/2019	10' x 10'	\$3,800.00
17090	Shelley Craig dba The Shelley Line	The Shelley Line: Clothing, Jewelry	Festival of Products	7/01/2017-8/15/2029	20' x 10'	\$7,600.00
17091	Golden Hammocks, Inc.-Lounger	Knapbag, the Inflatable Air Lounger	Carnival of Products	7/01/2017-8/15/2021	20' x 8'	\$6,700.00
17098	Hawaiian Moon	Hawaiian Moon organic aloe skin cream	Festival of Products	7/01/2017-8/15/2022	20' x 10'	\$7,600.00
17101	Hott Stuff Sports, LLC	Pro Ice Therapy Wraps, Fashion Color Ice Wraps; Extreme Standing Mats, American Outdoor Coolers; Water Bottles	Parade of Products	7/01/2017-8/15/2023	10' x 15'	\$4,450.00
17105	Hydromagnetic Systems International, Inc. dba Superior Water	WaterBoy Whole House Water Filtration and Conditioning Systems, Water Softeners, Water Products - Lead Generating Only	Festival of Products	7/01/2017-8/15/2024	10' x 10'	\$3,800.00
17122	Kojacks, LLC dba TARMtea	Organic loose leaf tea, infusers, organic sweeteners, organic chocolate, gift sets.	Festival of Products	7/01/2017-8/15/2025	10' x 10'	\$3,800.00
17137	O'Riley's Personalized Golf Products	Handmade Hawaiian print clothing for infants and children. Dresses, shirts, shorts; with matching fabric sunhats, hair bows, headbands, beanies, dolls, and blankets. Matching Dog Products: Visors, Harnesses and Leashes. No adult products.	Festival of Products	7/01/2017-8/15/2027	10' x 10'	\$3,800.00
17172	Quick n Brite	Quick n Brite: All Purpose Green Cleaner, Scum Off Shower Cleaner	Carnival of Products	7/01/2017-8/15/2028	10' x 8'	\$4,225.00
17185	Silver N Bold	AO Coolers - Soft and Hard Sided; AO Canteens	Parade of Products	7/01/2017-8/15/2030	10' x 15'	\$4,450.00
17190	Staffent USA Ltd. dba Stafford Enterprises-Mat	TheraMat Pro	Carnival of Products	7/01/2017-8/15/2032	20' x 8'	\$6,700.00
17191	Starr International Trading, Inc.-MiKooLie	MiKooLie Sport Towel	Carnival of Products	7/01/2017-8/15/2034	10' x 8'	\$3,350.00
17192	Starr International Trading, Inc.-Knife Sharpener	OSO Knife Sharpener: Sharp Pro, Razor Sharp	Festival of Products	7/01/2017-8/15/2033	10' x 10'	\$3,800.00

**OC FAIR & EVENT CENTER
COMMERCIAL RENTAL AGREEMENTS FOR BOARD APPROVAL
JUNE 2017**

CONTRACT #	CONTRACTOR	DESCRIPTION	LOCATION	TERM	SPACE SIZE	AMOUNT
17193	Starr International Trading-Wine Opener	The Perfect Wine Opener, The Ultimate Wine Kit, The Ultimate Chill Rod, Single Air Pressure Opener, Bottle Stoppers, Vacuum Bottle Sealers	Carnival of Products	7/01/2017-8/15/2035	10' x 8'	\$3,350.00
17210	Timbo's/Mac-LED Shoes	LED Shoes	Festival of Products	7/01/2017-8/15/2037	20' x 10'	\$7,600.00
17219	TCM International-Peeler	Peeler	Festival of Products	7/01/2017-8/15/2036	10' x 10'	\$3,800.00
17227	WBWC, LLC dba Personal Infrared Sauna	Personal Infrared Saunas: UltimateRecline, Ultimate, Genesis, Foot - Lead Generating Only	Festival of Products	7/01/2017-8/15/2039	10' x 10'	\$3,800.00
17228	West Coast Innovations International LLC-Air Cooler	Briza Air Cooler	Carnival of Products	7/01/2017-8/15/2040	20' x 8'	\$6,700.00
17234	West Coast Innovations International LLC-TV Box	Live Stream TV Box	Festival of Products	7/01/2017-8/15/2042	20' x 10'	\$7,600.00
17239	Yellow Ribbon America	Modern & Vintage Patriotic and Military Support Items: Yellow Ribbons, Pins, Decals, Magnets, Handbags, Backpacks, Shirts, Hats, Scarves, Keychains, Patches, Jackets, Bags, Pictures.	Livestock Lane	7/01/2017-8/15/2043	10' x 10'	\$2,975.00

**OC FAIR & EVENT CENTER
CONCESSION RENTAL AGREEMENTS FOR BOARD APPROVAL
JUNE 2017**

CONTRACT #	CONTRACTOR	DESCRIPTION	LOCATION	TERM	SPACE SIZE	AMOUNT
17579	Revolutionary Service, Inc. dba Sippers and More-Bacon A Fair	Bacon wrapped A la Carte or Plate: Hot Dog, Grilled Sausage, Deep Fried Beer Battered Hot Dog, Turkey Leg, Stuffed Jalapenos, Chocolate Covered Oreos, Dates, Zucchini; Wild Boar Bacon Wrapped Asparagus, Wild Boar Bacon Bites, Wild Boar Bacon Ribs, Smoked Jack Daniels Bacon Wrapped Churro, Bacon Bombs, Porkabello Kabob, Bacon on a Stick, Buffalo Bacon Bites, Deep Fried Bacon Plate, Deep Fried Bacon Plate, Chocolate Covered Bacon, Chocolate Peanut Butter Covered Bacon, Coronary Combo, Chocolate Bacon Banana, Chocolate Bacon S'mores; Beverages: Bacon Flavored Cream Soda, Bacon Flavored Root Beer, Soft Drinks, Lemonade and Bottled Water.	Mobile Food - Trailer	7/1/2017-8/15/2017	27' x 10'	\$2,500.00
17595	Planet Popcorn, Inc.	Gourmet flavored popcorn	Mobile Food - Carts	7/1/2017-8/15/2017	10' x 10'	\$1,500.00
17596	Cathy's Cookies	Chocolate Chip Cookies: Bucket or Sleeve; Milk, Hot Chocolate, Coffee, Soft Drinks, Bottled Water	Mobile Food - Trailer	7/1/2017-8/15/2017	30' x 20'	\$2,500.00

**OC FAIR & EVENT CENTER
PLATINUM RENTAL AGREEMENTS FOR BOARD APPROVAL
JUNE 2017**

CONTRACT #	CONTRACTOR	DESCRIPTION	LOCATION	TERM	SPACE SIZE	AMOUNT
17714	A Spice Above	Spices for Dips, Sandwich Spreads, Salad Dressings, Soups	Parade of Products	7/01/2017-8/15/2017	10' x 15'	\$15,000.00

**OC FAIR & EVENT CENTER
 SUPPLIER RENTAL AGREEMENTS FOR BOARD APPROVAL
 JUNE 2017**

CONTRACT #	CONTRACTOR	DESCRIPTION	LOCATION	TERM	SPACE SIZE	AMOUNT
17661	Dairy Depot/Alta Dena Dairy	Dairy Sales and Service	Davis Commissary	7/1/2017-8/15/2017		\$900.00
17662	Ingardia Brothers Produce, Inc.	Produce and Groceries Sales and Service	Davis Commissary	7/1/2017-8/15/2017		\$400.00
17663	Knudsen/Hollandia Dairy	Dairy Sales and Service	Davis Commissary	7/1/2017-8/15/2017		\$900.00
17664	Sysco Riverside	Food and Beverage Equipment Sales and Service	Davis Lot Access	7/1/2017-8/15/2017		\$150.00
17665	Wessel Propane, Inc.	Propane Sales and Service	Davis Commissary	7/1/2017-8/15/2017		\$100.00
17666	Upper Crust Distribution	Supplying Bread Products and Tortillas	Davis Commissary	7/1/2017-8/15/2017		\$150.00